

I-TIP Services: User Guide

Contents

| | | |
|-----------|--|-----------|
| 0 | WHAT IS I-TIP SERVICES? | 4 |
| 0.1 | Module on GATS | 4 |
| 0.2 | Module on RTA commitments | 4 |
| 0.3 | Module "Services Trade Policy Database" | 4 |
| 0.4 | Services Trade Restrictions Index (STRI) Dashboard | 4 |
| 0.5 | Module on Statistics | 5 |
| 1 | HOW TO USE THE APPLICATION | 5 |
| 1.1 | General information | 5 |
| 1.1.1 | Home page | 5 |
| 1.1.2 | Sector Classification | 6 |
| 1.1.3 | Economies and economic/regional groupings | 7 |
| 1.1.4 | Language | 7 |
| 1.1.5 | Navigating across modules | 8 |
| 2 | GATS MODULE | 9 |
| 2.1 | Differences between the original versions and the I-TIP Services electronic versions of the schedules, lists of MFN exemptions and LDC services waiver notifications | 9 |
| 2.2 | Schedule and list of MFN exemptions for the European Union | 9 |
| 2.3 | How to use the GATS module | 10 |
| 2.3.1 | Making a selection | 10 |
| 2.3.2 | Link to WTO documents | 10 |
| 2.3.3 | Overview of selection results | 12 |
| 2.3.3.1 | Main features | 12 |
| 2.3.3.2 | Sorting | 14 |
| 2.3.3.3 | Filters | 14 |
| 2.3.3.4 | Detailed view of the results | 15 |
| 2.3.3.5 | Detailed view of all commitments/exemptions for specific Members or sectors | 17 |
| 2.3.3.6 | Export to Excel, csv or PDF format | 17 |
| 2.3.4 | Reports | 18 |
| 3 | RTA COMMITMENTS MODULE | 21 |
| 3.1 | RTA commitments and ITIP | 21 |
| 3.2 | How to use the RTA module | 23 |
| 3.2.1 | Making a selection | 23 |
| 3.2.2 | Overview of selection results | 24 |
| 3.2.2.1 | Main features | 25 |
| 3.2.2.1.1 | Overview of scope and architecture of RTAs | 26 |
| 3.2.2.1.2 | Sector-specific provisions | 27 |

| | | |
|-----------|--|-----------|
| 3.2.2.2 | Sorting | 28 |
| 3.2.2.3 | Filters..... | 29 |
| 3.2.2.4 | Detailed view of the results | 29 |
| 3.2.2.5 | Detailed view of all commitments/reservations for specific economies and sectors | 31 |
| 3.2.2.6 | Export in Excel or PDF format | 32 |
| 3.2.3 | Reports on RTAs | 32 |
| 4 | SERVICES TRADE POLICY DATABASE MODULE | 34 |
| 4.1 | Content of the Services Trade Policy Database | 34 |
| 4.2 | How to use the Services Trade Policy Database module of I-TIP Services..... | 39 |
| 4.2.1 | Making a selection | 39 |
| 4.2.2 | Overview of selection results..... | 40 |
| 4.2.2.1 | Main features | 40 |
| 4.2.2.2 | Filters..... | 42 |
| 4.2.2.3 | Detailed view of the results | 42 |
| 4.2.2.4 | Export to Excel, csv or PDF format | 43 |
| 4.2.3 | World Bank-WTO Services Trade Restrictions Index (STRI) | 43 |
| 5 | SERVICES TRADE RESTRICTIONS INDEX (STRI) DASHBOARD | 45 |
| 5.1 | STRI Dashboard | 45 |
| 5.2 | How to navigate the STRI data visualization tool module | 46 |
| 5.2.1 | Display | 46 |
| 5.2.1.1 | World map | 46 |
| 5.2.1.2 | Bar charts..... | 46 |
| 5.2.2 | Making a selection | 46 |
| 5.2.2.1 | World map | 46 |
| 5.2.2.2 | Bar charts..... | 47 |
| 5.2.2.3 | Spider chart | 47 |
| 5.2.3 | Obtaining additional information | 48 |
| 5.2.3.1 | World map | 48 |
| 5.2.3.2 | Bar charts..... | 49 |
| 6 | STATISTICS MODULE | 50 |
| 6.1 | Selection page | 50 |
| 6.2 | Overview of selection results..... | 51 |
| 6.2.1 | Main features | 51 |
| 6.2.2 | Sectoral Classifications in the Statistical Module | 52 |
| 6.2.3 | Detailed view of selection results | 55 |
| 6.2.3.1 | Import/ Export (balance of payments basis)..... | 55 |
| 6.2.3.2 | Foreign Affiliates Statistics (FATS)..... | 56 |
| 6.2.3.3 | Other Indicators | 58 |
| 6.2.3.3.1 | Foreign Direct Investment (FDI) Statistics..... | 58 |
| 6.2.3.3.2 | Value Added and Employment | 58 |
| 6.2.4 | Additional functions..... | 59 |

| | | |
|---------|------------------------|----|
| 6.2.4.1 | Export to Excel | 59 |
| 6.2.4.2 | Information icons..... | 59 |

Disclaimer: In line with the disclaimer on the WTO website, the texts and materials published on the I-TIP Services site have been prepared by the Secretariat under its own responsibility, and serve a purely informative purpose. They have no official or legal status in the form they are presented, are not intended to provide any authoritative or official legal interpretation, and do not affect the rights and obligations of Members. Terminology used on this site, including terms reproduced from RTAs as notified by Members, have no implications for the issue of sovereignty.

0 WHAT IS I-TIP SERVICES?

I-TIP Services, the services component of the Integrated Trade Intelligence Portal (I-TIP), consists of five modules providing information on:

1. Members' commitments and MFN exemptions under the WTO's General Agreement on Trade in Services (GATS), as well as market access preferences for least-developed countries granted by Members under the LDC Services Waiver;
2. Services commitments in regional trade agreements notified to the WTO (RTAs);
3. Services Trade Policy Database (STPD) & Services Trade Restrictions Index (STRI): Applied measures affecting access to and operations in economies' services markets, as well as the accompanying STRIs.
4. STRI Dashboard (visualization tool); and
5. Relevant services statistics.

The main objective of the integrated database is to make it easier for Members and other stakeholders to access the various types of information relevant for services trade policymaking. It is the only database providing such scope of information on trade in services.

0.1 Module on GATS

The module on "GATS" (herein referred to as GATS module) contains all the specific commitments and exemptions to the obligation of most-favoured-nation treatment (MFN) undertaken by WTO Members under the GATS. Additional information on the GATS, in particular as regards the scheduling of commitments and related concepts, can be found on this page: http://www.wto.org/english/tratop_e/serv_e/serv_e.htm

The GATS module also includes the preferential market access commitments for least-developed countries granted by WTO Members under the LDC Services Waiver. The list of notifying Members is available from the I-TIP Services portal.

0.2 Module on RTA commitments

The RTA module allows users to access and search for information on commitments in regional trade agreements notified under Article V of the GATS. The list of RTAs covered is available from the I-TIP Services portal.

0.3 Module "Services Trade Policy Database"

The Services Trade Policy Database provides information on applied measures affecting access to markets and conditions of operation of foreign service suppliers. Additional information on measures is continuously being added.

The Services Trade Policy Database module provides information jointly compiled by the World Bank and the WTO. Information is available for 133 economies. For 91 of these economies, the information was collected through a survey conducted jointly by the World Bank and WTO, with the support of ITC, the CEFTA Secretariat, GIZ and EU. Information for other economies was mainly sourced from the OECD STRI regulatory database thanks to the cooperation of the OECD, which is gratefully acknowledged.

The module also includes the Services Trade Restrictions Index quantifying the level of restrictiveness of services trade policies.

0.4 Services Trade Restrictions Index (STRI) Dashboard

The STRI dashboard is a visualization tool presenting STRI scores through maps and charts. The data for the STRI scores presented in the charts have been collected between 2019 and 2022.

0.5 Module on Statistics

The module on services statistics presents available information on economies' balance of payments services trade flows (by service sectors and, when possible, by partner), statistics on foreign establishment of firms (activities of foreign affiliates and foreign direct investment in service industries), as well as market information (production, employment and sector-specific monetary and non-monetary indicators). This information is provided in a standardized format for all economies.

1 HOW TO USE THE APPLICATION

1.1 General information

1.1.1 Home page

The home page, or portal, (<https://itip-services-worldbank.wto.org/>) contains five rectangular icons, one for each of the five modules. By clicking on the relevant hyperlink "[Go To ...](#)" at the end of the module description, the user can access the corresponding selection page for each module.

After having acceded to a module, the user can easily move to another one without having to go back to the entry page. This can be done by clicking on the relevant module from the 'menu

banner' at the top of the page. Clicking on the  icon at the top right-hand side of the page from anywhere in the application allows the user to go back to the home page.

The portal also provides links to WTO and World Bank working papers offering additional insights and research relating to applied services trade policies in the Services Trade Policy Database and the accompanying Services Trade Restrictions Index.

A disclaimer also appears at the bottom of the page.

An e-mail address (i-tip_services@wto.org) is provided to allow users to make queries and provide comments.

I-TIP Home page or portal



I-TIP Services is a joint initiative of the World Trade Organization and the World Bank. It provides comprehensive information on services trade policies. The information is organized in different modules:

| | |
|------------------------|---|
| GATS | GATS: WTO Members' GATS commitments, MFN exemptions, and preferences under the LDC Services Waiver as notified by Members (the latter developed in cooperation with the ITC). Go To GATS |
| RTAs | RTAs: Services commitments and reservations in bilateral and regional free trade agreements. Information on the design and architecture of agreements covering services trade may be found in the Deep Trade Agreements Database Go To RTAs |
| STPD & STRI | Services Trade Policy Database (STPD) and Services Trade Restrictions Index (STRI): Information on current services trade policies and regulations applied by 133 economies in 34 service sectors , and the respective Services Trade Restrictions Indices (STRI), jointly developed by the WTO and the World Bank. The regulatory and policy information for 91 of those economies was collected through surveys conducted by the World Bank and the WTO (information for CEFTA parties was collected in cooperation with the CEFTA Secretariat; information for several African economies was collected in cooperation with ITC, GIZ and the EU). Information for other economies was mainly sourced from the OECD STRI regulatory database thanks to the cooperation of the OECD, which is gratefully acknowledged. Go To STPD & STRI |
| STRI Dashboard | STRI dashboard: Visualization tool of STRI results by economy, sector and mode of supply. Go To STRI Dashboard |
| Statistics | Statistics: Relevant statistics on trade in services, including (as available) bilateral and FATS data, as well as sector-specific indicators. Go To Statistics |

Access to each module: GATS, RTAs, STPD & STRI, STRI Dashboard, and Statistics

- > [Services Trade Policies across Africa: New Evidence for 54 Economies \(2023\)](#)
- > [The Evolution of Services Trade Policy Since the Great Recession \(2020\)](#)
- > [Applied Services Trade Policy - A Guide to the Services Trade Policy Database and the Services Trade Restrictions Index \(2020\)](#)

[User Guide](#)
Contact us: i-tip_services@wto.org
[Disclaimer](#)

Useful links

1.1.2 Sector Classification

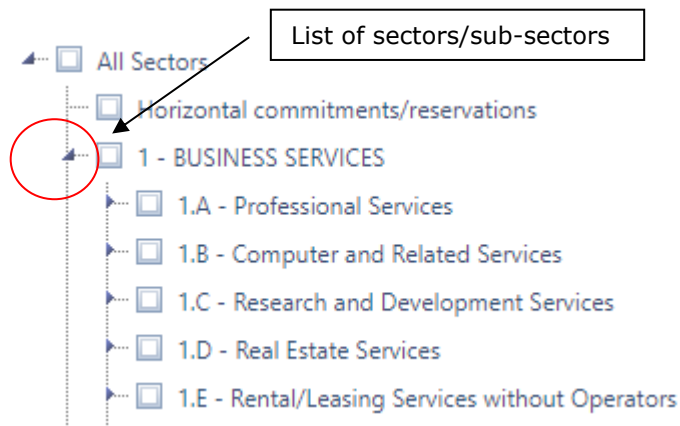
All modules permit selection by services sectors or subsectors. The common sector classification used is that of the Services Sectoral Classification List (MTN.GNS/W/120), which was developed by the WTO Secretariat during the Uruguay Round. Although not mandatory, it has been used by most Members for scheduling their GATS commitments. The complete list can be consulted through the following link:¹

http://www.wto.org/english/tratop_e/serv_e/mtn_gns_w_120_e.doc.

The user can choose the sectors or subsector at different levels of aggregation by clicking on the arrow next to a sector group which will display or hide the components of the sector group.

¹ For financial services the list presented in Article 5 of the GATS Annex on Financial Services is used.

Display of a sector group



In the Services Trade Policy Database (STPD) module the list of sectors/sub-sectors was adapted to the narrower list of sectors covered in this module, as well as the necessity to adapt definitions to the way certain sectors are regulated. More information is provided in the description of the STPD module.

1.1.3 Economies and economic/regional groupings

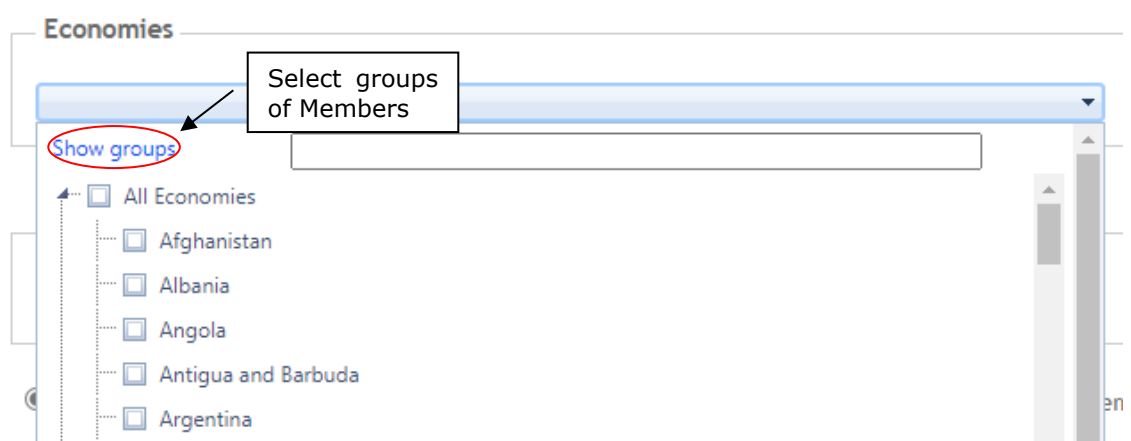
All modules permit selection of economies individually, as well as according to different selected groupings (region, sub-region, selected trading groups, acceded WTO Members and least developed countries).

The selection of an economy can be done by checking the box next to its name. To facilitate the selection, the name of an economy can also be typed in the corresponding space at the top of the drop-down menu.

In order to visualize the selection by group, the user needs to scroll down the selection drop-down menu or click on "Show group" at the top left-hand side of the drop-down menu list.

Show groups of economies

Members' GATS Commitments, MFN exemptions and LDC waiver notifications



1.1.4 Language

The interface of I-TIP Services, as well as the information it contains, is available only in English. The only exception relates to data on services commitments in regional trade agreements (RTAs), where information in Spanish is included for RTAs whose texts are only available in that language.

1.1.5 Navigating across modules

At the top of all pages a menu bar is shown, containing command buttons for Home, and the five different modules in the database. There is also a link to the User Guide on the right-hand side. This menu bar is available throughout the application. When navigating from one module to the other, selected economies and sectors are retained. This means, for example, that the user can easily switch from looking at Albania's GATS commitments on Communication Services, to the available information on this Member's applied services trade policy in the selected sector. Switching to the RTA module will send you to the "search criteria" page of that module, as the RTAs for which the user wants to view the commitments also need to be selected.

Access to the five different modules and the User Guide

The screenshot displays the top navigation bar of the application. The menu items are: Home, GATS, RTAs, STPD & STRI, STRI dashboard, and Statistics. A red oval highlights the entire menu bar, with a callout box stating "Access to the five different modules". On the right side of the menu bar, there is a link labeled "User Guide", also circled in red, with a callout box stating "Link to the User Guide". Below the menu bar, a red banner reads "Members' GATS Commitments, MFN exemptions and LDC waiver notifications". The main content area features two dropdown menus: "Economies" (set to "All Economies") and "Sectors and Subsectors" (set to "All Sectors"). Below these are radio buttons for "GATS Commitments" (selected), "LDC Waiver preferences", "GATS commitments and LDC Waiver", and "MFN Exemptions". A blue link "Link to WTO official documents" is present. On the right, there is a "Reports" section with an information icon and a "Select report" dropdown. At the bottom, there is a "Clear" button with a red 'X' icon, a "View results" button with a magnifying glass icon, and a "Download" button with a downward arrow icon.

2 GATS MODULE

This module contains the GATS commitments and MFN exemptions undertaken by WTO Members currently in force. It also includes the preferential market access commitments for least-developed countries granted by WTO Members under the LDC Services Waiver.

For the purposes of this module, the electronic versions of the specific commitments listed in schedules and MFN exemptions have been consolidated. The information is therefore more easily accessible than in the paper/treaty copies, where commitments and MFN exemptions of individual Members may appear in different documents due to successive negotiations. For more information on the GATS, please visit these two links:

- The General Agreement on Trade in Services: An Introduction http://www.wto.org/english/tratop_e/serv_e/gatsqa_e.htm
- The General Agreement on Trade in Services (GATS): objectives, coverage and disciplines http://www.wto.org/english/tratop_e/serv_e/gsintr_e.pdf

For more information on the GATS schedules of commitments and MFN exemptions, please refer to the Guidelines for Scheduling of Specific Commitments under the GATS, adopted by the Council for Trade in Services on 23 March 2001 (document S/L/92).

In this module, only the LDC services waiver entries that differ from the consolidated list of GATS commitments are published (i.e., to ease the relevance and comparability of information notified by various Members. The entries that are identical to the GATS commitments have not been included in I-TIP Services). For more information on the LDC Services Waiver, please see: https://www.wto.org/english/tratop_e/serv_e/ldc_mods_neqs_e.htm.

2.1 Differences between the original versions and the I-TIP Services electronic versions of the schedules, lists of MFN exemptions and LDC services waiver notifications

The electronic version of the commitments and exemptions contained in this module has no legal value. Only the treaty copies are authentic.

In order to allow I-TIP users to perform structured searches, and in particular to present the information in a standardised way, several adjustments have been made to the presentation of the original schedules.

In the original schedule, the text describing sectors and subsectors is shown in the sector column, in the same row as the market access and national treatment limitations, and additional commitments. In I-TIP this text is presented in a row above those entries. Also, italics and underlines in the original documents are not reproduced. Further, the alignment of text was also modified in some cases.

Finally, as indicated in the previous section, to ease the relevance and comparability of information notified by various Members on preferences accorded to LDCs (i.e., under the Services Waiver), the entries that are identical to the GATS commitments have not been included in I-TIP.

2.2 Schedule and list of MFN exemptions for the European Union

The schedule of specific commitments currently in force for the European Union is that of the EU-25, that is including those that were members of the Union in 2006: Austria, Belgium, Cyprus, Czech Republic, Denmark, Estonia, Finland, France, Germany, Greece, Hungary, Ireland, Italy, Latvia, Lithuania, Luxembourg, Malta, Netherlands, Poland, Portugal, Slovak Republic, Slovenia, Spain, Sweden and United Kingdom. The MFN exemption lists currently in force are those of EC12 and the 13 other EU25 members. The MFN exemption list shown in I-TIP for EU25 is therefore a consolidation of the EC12 and the 13 other EU-25 members lists of MFN exemptions.

Selecting one of the 25 EU members listed above will take you directly to the I-TIP schedule of specific commitments or list of MFN exemption lists of the EU25.

The commitments and exemptions in force for Bulgaria, Romania and Croatia continue to be shown separately in I-TIP as these correspond to the bindings currently in force for these Members.

2.3 How to use the GATS module

2.3.1 Making a selection

After clicking on "[Go To GATS](#)" on the I-TIP Services portal, a page with a red banner appears, and offers the possibility to search across schedules of commitments, MFN exemptions or LDC waiver commitments by selecting WTO Member(s) and service sectors.

Selection page of the GATS module:

The screenshot shows the GATS module selection page. At the top, there are logos for the World Trade Organization, The World Bank, and I-TIP SERVICES. Below the logos is a navigation bar with links: Home, GATS, RTA Commitments, Services Trade Policy Database, and Statistics. A red banner at the top of the main content area reads "Members' GATS Commitments, MFN exemptions and LDC waiver notifications".

The main content area has two dropdown menus. The first is labeled "Economies" and has "Albania" selected. The second is labeled "Sectors and Subsectors" and has "2 - COMMUNICATION SERVICES" selected. Both dropdown menus have a red circle around the dropdown arrow and a red "X" button to the right. Annotations point to these elements: "The name of a Member can be typed in the search box" points to the "Albania" text; "Select Members" points to the dropdown arrow; "Select Sectors/sub-sectors" points to the dropdown arrow; "The user can delete the search criteria entered" points to the "X" buttons.

Below the dropdown menus are four radio buttons: "GATS Commitments" (selected), "LDC Waiver commitments", "GATS and LDC Waiver commitments", and "MFN Exemptions". A red oval highlights these radio buttons. An annotation "Delete the search criteria entered" points to a "Clear" button with a red "X" icon. Another annotation "Search across commitments, MFN exemptions or LDC waiver commitments" points to the radio buttons. A "Link to WTO official documents" link is also present.

At the bottom, there is a yellow banner with the text "Economies: Albania" and "Sectors: 2 - COMMUNICATION SERVICES". A red oval highlights this banner. An annotation "The selected search" points to the banner. To the right of the banner are buttons for "View results" and "Download".

The drop-down list for the "Members" search criteria permits to select one, many Members or groups of Members (see section 2.1.3).

It is also possible to limit the search to one or more service sectors, sub-sectors, or horizontal commitments (see section 2.1.2).

The selected criteria appear at the bottom of the screen (in a yellow banner). To delete these criteria, click on the red "X" next to the drop-down lists for Members and Sectors (for selective deletion) or on the "X clear" button (to delete all search criteria).

To view the results, press the "view results" button.

From the selection screen, it is also possible to download directly the selected information into Excel, csv or pdf formats (see dropdown menu "Download" at the bottom left-hand side of the screen). A bulk download facility for all the information (i.e., "All Members, All sectors") is also available (csv format). A description of the Excel and csv files is provided in section 3.3.6.

Finally, summary reports can be accessed directly from the selection page (see section 3.3.4 for a description of the GATS summary reports).

2.3.2 Link to WTO documents

A direct link to the official WTO documents containing schedules of specific commitments, lists of MFN exemptions and LDC waiver notifications is provided from the search page by clicking on

"[Link to WTO official documents](#)". If you are visualizing "commitments", clicking the link will open a new tab, entitled "WTO Documents".

Link to WTO official documents

The screenshot shows the 'WTO DOCUMENTS' section of the WTO Services website. The page header includes the logos for the World Trade Organization and The World Bank, and a navigation menu with 'Home', 'GATS', 'RTA Commitments', 'Services Trade Policy Database', and 'Statistics'. The 'Economies' section is set to 'Albania'. A 'Back to selection criteria' page link is circled in red. The 'WTO DOCUMENTS' section has 'Document type' set to 'GATS Commitments' with 'Original' selected. A 'Chose the document type' box points to the radio buttons. The 'Member' dropdown is set to 'Albania' with a 'Select the Member country' box pointing to it. A 'Go to documents' link is circled in red with a 'Link to WTO official document' box pointing to it. A 'User Guide' link is also visible.

Select the document type in the case of specific commitments ('original' or 'consolidated'), select a Member from the drop-down list, and then click on "Go to Documents". This will bring your selection directly through the WTO document search facility. Mutatis mutandis, the same procedure applies if you want to visualize MFN exemptions or the LDC waiver notifications.

2.3.3 Overview of selection results

2.3.3.1 Main features

The results of the selection defined by the user are first presented in an overview page. An example is provided below.

Overview of selection results (GATS module)

The screenshot displays the GATS module interface for Albania. At the top, there are logos for the World Trade Organization and The World Bank, and a 'SERVICES' logo. A navigation bar includes 'Home', 'GATS', 'RTA Commitments', 'Services Trade Policy Database', and 'Statistics'. A 'Back to search page' button is located in the top right. Below the navigation bar, a red banner reads 'Members' GATS Commitments, MFN exemptions and LDC waiver notifications'. A yellow box highlights the 'Economies: Albania' section, which includes a 'Back to selection screen' link circled in red. Below this, there are links for 'Link to WTO official documents' and 'View all items'. A radio button menu allows selection between 'GATS Commitments' (selected), 'LDC Waiver commitments', 'GATS and LDC Waiver commitments', and 'MFN Exemptions'. There are also options to 'Group by Member' or 'Group by Sector'. A 'Reports' dropdown menu is visible. The main table is titled 'Commitment' and has a 'Show filters' button. The table lists commitments for Albania, categorized into 'Horizontal commitments' and '1 BUSINESS SERVICES'. The '1 BUSINESS SERVICES' category is circled in red, and its sub-categories are listed: '1.A Legal Services', '1.A.b Accounting, auditing and bookkeeping services', and '1.A.c Taxation Services'. A box labeled 'Sector and sub-sector categories according to W/120' points to these categories. Another box labeled 'Selection of Members' points to the 'Albania' header in the table.

Below the menu bar, the selection criteria are presented. Clicking on "back to selection screen" sends the user back to the search page of the module being used, where new criteria can be entered to perform a new selection.

The results are presented in the table. In order to visualize the information on MFN exemptions (if any) or the LDC waiver commitments, the relevant radio button should be selected. By default, the results are ordered by Member, then by sector and subsector (following the order in WTO document W/120).

The text in the commitment column is the text that appears in the sector column of Members' GATS or LDC waiver commitments, or alternatively MFN exemptions lists. The table indicates the services in which specific commitments have been made under each sector group of the classification.

If a sector group or sub-group does not appear in this page, it means that the Member has not undertaken commitments or listed MFN exemptions in that sector or sub-sector.²

² If there are no specific commitments to display for the Member(s) and sector(s) selected from the selection criteria page (e.g., "Canada" and "2.D - Audiovisual services"), the results page will indicate "No records to display".

No information to display

WORLD TRADE ORGANIZATION THE WORLD BANK SERVICES

Home GATS RTA Commitments Services Trade Policy Database Statistics User Guide

Members' GATS Commitments, MFN exemptions and LDC waiver notifications

Economies: Canada Back to selection screen

Sectors: 2.D - Audiovisual services

Link to WTO official documents
View all items (i)

GATS Commitments LDC Waiver commitments GATS and LDC Waiver commitments MFN Exemptions
 Group by Member Group by Sector

Reports (i)
Select report

Show filters

| Commitment |
|------------------------|
| No records to display. |

LDC waiver preferences are highlighted in red in order to clearly identify those when viewing them with the GATS specific commitments.

Overview of Selection results

WORLD TRADE ORGANIZATION THE WORLD BANK SERVICES

Home GATS RTA Commitments Services Trade Policy Database Statistics User Guide

Members' GATS Commitments, MFN exemptions and LDC waiver notifications

Economies: Australia Back to selection screen

Sectors: 1.A.g - Urban planning and landscape architectural services

Link to WTO official documents
View all items (i)

GATS Commitments LDC Waiver commitments GATS and LDC Waiver commitments MFN Exemptions
 Group by Member Group by Sector

Reports (i)
Select report

Show filters

| Commitment |
|---|
| Australia 1 BUSINESS SERVICES 1.A.g Urban planning and landscape architectural services (LDC Waiver) Urban planning and landscape architectural services (CPC 8674) |

Expand the details for all entries of the selection

Sorting

Show statistics

GATS commitments

LDC waiver preferences highlighted in red

The user can navigate to different pages of the selection results by using the relevant page number links at the bottom of the table. The number of records to be displayed on a single page (10, 20, 50, 100, All records) may be defined by the user by clicking on the drop-down menu on "page size". By clicking on the "View all items" hyperlink at the top left-hand side of the result screen will expand the details for all entries of the selection, concatenating all results on a single page.

Navigating through different pages

The screenshot displays a list of services with the following structure:

- 1.F.o Building-cleaning services (874) [Show statistics]
- 1.F.p Photographic services (875)
- 1.F.q Packaging services
 - (LDC Waiver)
 - q) Packaging services (CPC, 876)
- 1.F.s Convention services
 - s) Convention services (87909**)
 - Activities of establishments engaged in provision of planning, organising, managing and marketing services for conventions and similar events (including catering and beverage services)
- 1.F.t Other
 - t) Other: Telephone answering services (87903)
 - Duplicating services (87904)
 - Translation and interpretation services (87905)

At the bottom, there are navigation controls: a page indicator showing '1' selected, a 'Page size: 50' dropdown menu, and a status bar indicating '153 items in 4 pages'.

To print the search results as displayed on the page, the print function of the browser can be used.

In the GATS/LDC waiver commitments pages, clicking on the "bar chart" icon in black colour that appears next to each (sub)sector header permits switching to the statistics module, where relevant statistics and indicators for the selected sector and economy are presented.

2.3.3.2 Sorting

When search results are presented for more than one Member, the user has the possibility to modify the layout of the results. By default, the results will be ordered by Member (in alphabetical order), and then by sector. The default option (group by Member) presents the results for Member A in sectors 1, 2, 3, etc., then the commitments of Member B for sectors 1, 2, 3, etc. By selecting "group by sector" above the table, results will be sorted by sector and then by Member, e.g., showing the commitments in sector 1 by Member A and B, then their commitments for sector 2, and so on.

2.3.3.3 Filters

The database offers the possibility to filter the search results by Member and sector. This makes it possible to view the results for only one of the Members selected and/or one of the sectors at a time. To do so, click on "show filters" (at the top of the table), and select the Member or sector using the respective drop-down lists. To return to a full view of the search results, click on "X Clear filters".

Filtering for search results by Member and sector

The screenshot displays the WTO Services Trade Policy Database interface. At the top, there are logos for the World Trade Organization, The World Bank, and WTP SERVICES. Below the logos, there are navigation tabs: Home, GATS, RTA Commitments, Services Trade Policy Database, and Statistics. A red banner at the top indicates the current view: "Members' GATS Commitments, MFN exemptions and LDC waiver notifications".

The main content area shows the following information:

- Economies: Albania; Australia
- Sectors: 1.A.b - Accounting, auditing and bookkeeping services; 1.B.b - Software implementation services

There are several interactive elements:

- A "Back to selection screen" link.
- A "Link to WTO official documents" link.
- A "View all items" link.
- Radio buttons for "GATS Commitments", "LDC Waiver commitments", "GATS and LDC Waiver commitments", and "MFN Exemptions".
- Radio buttons for "Group by Member" (selected) and "Group by Sector".
- A "Reports" section with a "Select report" dropdown menu.
- A "Hide filters" dropdown menu with options: "All preselected Economies", "Albania", and "Australia".
- A "Filter" dropdown menu set to "All sectors".

The results are displayed in a table format, grouped by Member (Albania and Australia). Each Member has a "1 BUSINESS SERVICES" section, which is further divided into "1.A.b Accounting, auditing and bookkeeping services" and "1.B.b Software implementation services". Each of these sections has a sub-section "(b) [Service Name] (Number)".

Annotations in the image include:

- A box labeled "Sorting" pointing to the "Group by Member" radio button.
- A box labeled "Filter" pointing to the "All sectors" dropdown menu.
- Red circles highlighting the "Hide filters" dropdown menu and the "Group by Member" radio button.

2.3.3.4 Detailed view of the results

While the selection results are initially presented in an abbreviated and succinct manner to provide the user with a general picture of specific commitments and MFN exemptions, the database allows users to view the full details of selected commitments and exemptions.

The detailed view of specific commitments or MFN exemptions can be accessed in three ways:

- by clicking on the arrow icon next to the sector text to expand the details for a single entry;
- by clicking on "View all items" hyperlink at the top left-hand side of the result screen to expand the details for all entries of the selection. This also concatenates all results on a single page. To revert to the succinct presentation, users can click on "Hide all items";
- by clicking on the underlined text of the sectoral entry in the "commitment" column (e.g. by clicking on BUSINESS SERVICES, 1.F Other Business Services, a new tab presents the full text of the commitment for that particular service sector).

Selecting detailed view of search results

The screenshot shows the 'Members' GATS Commitments, MFN exemptions and LDC waiver notifications' page. The search filters are set to 'Australia' and 'All Sectors'. The search results are displayed in a tree view under 'Australia' > 'Horizontal commitments' > 'All sectors'. The '1 BUSINESS SERVICES' category is expanded, and '1.A.a Legal Services' is highlighted with a red circle. A box labeled 'Detailed view of a result' points to this category. Other categories shown include '1.A.b Accounting, auditing and bookkeeping services' and '1.A.c Taxation Services'.

For GATS and LDC waiver commitments, the detailed view presents the full sector text, as well as the associated limitations on market access and national treatment, and additional commitments as presented in schedules. Users need to keep in mind that sector-specific commitments always need to be read in conjunction with those applying across sectors.

Detailed view of a commitment

[All sectors](#)

1. For public use, exclusively facilities-based services

Local and extended local voice telephony*1

Limitations on Market Access


- 1) None
- 2) None
- 3) Foreign investment is permitted up to a maximum of 70% of the capital of the enterprise licensed to operate.
- 4) Unbound, except as indicated by horizontal commitments

Limitations on National Treatment

- 1) None
- 2) None
- 3) None
- 4) Unbound, except as indicated by horizontal commitments

For MFN exemptions, the detailed view shows the services concerned by the exemption, the description of the measures, the countries to which the measure applies, the intended duration and the conditions creating the need for the exemption.

Detailed view of an MFN exemption

| WORLD TRADE ORGANIZATION | | THE WORLD BANK | | SERVICES | |
|---|---|--|--|---|--|
| | | | Export |  | |
| Albania | | | | | |
| 2 COMMUNICATION SERVICES | | | | | |
| 2.D Audiovisual services | | | | | |
| Sector / Sub-sector | Description of the measure indicating its inconsistency with Article II | Countries to which the measure applies | Intended duration | Conditions creating the need for the exemption | |
| Audiovisual Services - Production and distribution of audiovisual works through broadcasting or other forms of transmission to the public | Measures which define works of European origin, in such a way as to extend national treatment to audiovisual works which meet certain linguistic and origin criteria regarding access to broadcasting or similar forms of transmission. | Parties to the Council of Europe Convention on Transfrontier Television or other European Countries with whom an agreement may be concluded. | Indefinite. Exemption needed, for certain countries, only until an economic integration agreement is concluded or completed. | The measures aim, within the sector, to promote cultural values both within EC Member States, and with other countries in Europe, as well achieving linguistic policy objectives. | |
| Albania | | | | | |
| 2 COMMUNICATION SERVICES | | | | | |
| 2.D Audiovisual services | | | | | |
| Sector / Sub-sector | Description of the measure indicating its inconsistency with Article II | Countries to which the measure applies | Intended duration | Conditions creating the need for the exemption | |
| Audiovisual Services - Production and distribution of television programmes and cinematographic works | Measures based upon government - to government framework agreements, on co-production of audiovisual works which confer national treatment to audiovisual works covered by these agreements, in particular in relation to distribution and access to funding. | All countries with whom cultural cooperation is desirable. | Indefinite. | The aim of such agreement is to promote cultural links between countries concerned. | |

2.3.3.5 Detailed view of all commitments/exemptions for specific Members or sectors

To see the detailed view of commitments and/or exemptions in all the selected sectors for a specific Member, click on its name. In the same way, if you have grouped the information by sector, by clicking on the (sub)sector name, the user can see the detailed view of commitments and/or exemptions in all the selected Members for a specific (sub)sector. The Member's name and the (sub)sector titles are underlined and in bold.

2.3.3.6 Export to Excel, csv or PDF format

Results shown in the table or detailed view can be exported in Excel, csv or PDF format by clicking on the relevant icon on the top right-hand side of the table or window.

Export to Excel, Csv or PDF

Home | GATS | RTA Commitments | Services Trade Policy Database | Statistics [User Guide](#)

Members' GATS Commitments, MFN exemptions and LDC waiver notifications

Economies: **Colombia** [Back to selection screen](#)

Sectors: **Horizontal commitments/Cross-sectoral MFN exemptions, All Sectors**

[Link to WTO official documents](#)
[View all items](#) (i)

GATS Commitments
 LDC Waiver commitments
 GATS and LDC Waiver commitments
 MFN Exemptions

Group by Member
 Group by Sector

▶ Show filters

Export

Reports (i)
 Select report ▼

Note that there are also download options on the selection page (including an option to download the entire dataset in csv format). The download file is saved to the computer with the name "GATS_commitments". The excel and csv formats are described as follows: The first column "Member" shows the name of the Member; "RegimeType" refers to either GATS Commitments or LDC Waiver. "SectorCode" contains the sector codes from the Services Sectoral Classification List (MTN.GATS/W/120) followed by the respective name in "SectorName". This should not be confused with "SectorText" which includes the original sector description that was provided by Members in their original schedules. Market access commitments are displayed in columns "MA1" to "MA4", where numbers refer to the mode of supply, while national treatment commitments are displayed in columns "NT1" to "NT4". Lastly, headnotes, additional commitments and footnotes – if any – will appear in "Headnotes", "AdditionalCommitment" and "Footnotes".

Format in Excel or csv

| Member | RegimeType | SectorCode | SectorName | Headnote | SectorText | MA1 | MA2 | MA3 | MA4 | NT1 | NT2 | NT3 | NT4 | AdditionalCommitment | Footnotes |
|----------|-------------|------------------------|----------------------------|----------|--|-----------|------|------|------|------|------|------|---------|---|---|
| Colombia | GATS Commit | Horizontal commitments | | | ALL SECTORS INCLUDED IN THIS SCHEDULE | | | | | | | | | Foreign investment is allowed in all sectors of the economy except for investment p | |
| Colombia | GATS Commit | Horizontal commitments | | | (All sectors) | | | | | | | | | Unbound, except for m | Unbound, except for the categories of persons indicat |
| Colombia | GATS Commit | 1.A.a | 1.A.a Legal Services | | a) Legal services(CPC 861) | Only lega | None | None | Unbo | Unbo | None | None | None | Unbo | Unbound |
| Colombia | GATS Commit | 1.A.a | 1.A.a Legal Services | | Legal advisory services relating to mi | None | None | None | Unbo | Unbo | None | None | None | Unbound | except as indicated in the horizontal sectio |
| Colombia | GATS Commit | 1.A.b | 1.A.b Accounting, auditing | | b) Accounting and book- keeping ser | Unbo | None | None | In | Unbo | Unbo | None | It is n | Unbound | |
| Colombia | GATS Commit | 1.A.c | 1.A.c Taxation Services | | (c) Tax advisory services(CPC 863) | Unbo | None | None | Unbo | Unbo | None | None | None | Unbound | except as indicated in the horizontal sectio |
| Colombia | GATS Commit | 1.B.a | 1.B.a Consultancy service | | a) Consultancy services related to th | Unbo | None | None | Unbo | Unbo | None | None | None | Unbound | except as indicated in the horizontal sectio |
| Colombia | GATS Commit | 1.B.b | 1.B.b Software implement | | (b) Software implementation services | Unbo | None | None | Unbo | Unbo | None | None | None | Unbound | except as indicated in the horizontal sectio |
| Colombia | GATS Commit | 1.B.c | 1.B.c Data processing ser | | (c) Data processing services(CPC 84 | Unbo | None | None | Unbo | Unbo | None | None | None | Unbound | except as indicated in the horizontal sectio |
| Colombia | GATS Commit | 1.B.d | 1.B.d Data base services | | (d) Data base services(CPC 844) | Unbo | None | None | Unbo | Unbo | None | None | None | Unbound | except as indicated in the horizontal sectio |
| Colombia | GATS Commit | 1.E | 1.E Rental/Leasing Servic | | (c) Rental/leasing services | Unbo | None | None | Unbo | Unbo | None | None | None | Unbound | except as indicated in the horizontal sectio |
| Colombia | GATS Commit | 1.F.b | 1.F.b Market research and | | Feasibility studies | None | None | None | Unbo | Unbo | None | None | None | Unbound | except as indicated in the horizontal sectio |
| Colombia | GATS Commit | 1.F.c | 1.F.c Management consul | | (d) Management consulting services | Unbo | None | None | Unbo | Unbo | None | None | None | Unbound | except as indicated in the horizontal sectio |

2.3.4 Reports

At the bottom (right-hand side) of the home page of the GATS module or at the top left-hand side of the results page, the user can access several summary analytical reports. By clicking on the "Reports" button, the user may obtain reports on GATS commitments by sector, GATS commitments by detailed subsectors (at the level of the W120), and MFN exemptions by sector. The reports, once generated, can be downloaded in Excel, csv and pdf formats.

Selecting reports

The screenshot shows the 'Services' section of the WTO website. The 'Reports' dropdown menu is open, showing options: 'Select report', 'Commitments by sector', 'Commitments by detailed subsectors', and 'MFN Exemptions by sector'. A red circle highlights this menu. A text box labeled 'Selection of the type of Report' has an arrow pointing to the menu.

The report "**GATS commitments by sector**" shows, in table form, which (and how many) Members have undertaken GATS commitments in each of the 12 W120 sectors. The total in the last column indicates the number of sectors in which each Member has undertaken commitments. The total in the last row indicates the total number of Members with GATS commitments in each sector. Clicking on "View" in the "HC text" column opens a new tab showing the detail view of the Members' horizontal commitments.

Report on GATS commitments by sector

The screenshot displays the 'GATS Commitments by Sector' report. The table lists 12 sectors and a 'TOTAL' column. The 'TOTAL' column values are circled in red. A text box 'Number of sectors with commitments' points to the 'TOTAL' column. Another text box 'Detailed view of the Members' horizontal commitments' points to the 'View' links in the 'HC Text' column. A third text box 'Results can be exported in Excel, csv or PDF' points to export icons in the top right.

| Members | 1 | 2 | 3 | 4 | 5 | 6 | 7 | 8 | 9 | 10 | 11 | 12 | TOTAL | HC Text |
|---------------------|---|---|---|---|---|---|---|---|---|----|----|----|-------|----------------------|
| Afghanistan | X | X | X | X | X | X | X | X | X | X | X | X | 11 | View |
| Albania | X | X | X | X | X | X | X | X | X | X | X | X | 11 | View |
| Angola | | | | | | | X | | X | X | | | 3 | |
| Antigua and Barbuda | X | X | | | | | X | | X | X | X | | 6 | View |
| Argentina | X | X | X | X | | | X | | X | | | | 6 | View |
| Armenia | X | X | X | X | X | X | X | X | X | X | X | X | 11 | View |

In the RTA module, it is also possible to produce reports comparing the sectors committed in GATS with the commitments made in RTAs. See section. 4.2.3.

The summary report "**GATS commitments by detailed subsectors**" shows specific commitments of selected Members across all subsectors that have been selected. The table provides information for all W120 subsectors. The total in the last row indicates the total number of subsectors in which GATS commitments have been undertaken by each Member. The last column shows the total number of – selected or all – Members that have made commitments in the relevant subsector. Only results for up to 10 Members can be displayed on the screen, but if more than 10 are selected, the full selection will be downloadable in Excel and csv. Clicking on the subsector in the first column opens a new tab showing the detailed view of the corresponding commitments of Members appearing in the table.

In the RTA module, it is also possible to produce reports comparing the subsectors committed in GATS at the 2-digit level of W120 with the commitments made in RTAs. See section. 4.2.3.

GATS commitments by detailed subsectors Report

| Sectors | Afghanistan | Albania | Angola | Antigua and Barbuda | Argentina | Armenia | Australia | Austria | Bahrain, Kingdom of | Bangladesh | TOTAL |
|--|-------------|-----------|--------|---------------------|-----------|-----------|-----------|-----------|---------------------|------------|-------|
| 2 COMMUNICATION SERVICES | | | | | | | | | | | |
| 2.A Postal services | | X | | | | | | | | | 1 |
| 2.B Courier services | X | X | | | X | X | | X | | | 5 |
| 2.C Telecommunication services | | | | | | | | | | | |
| 2.C.a Voice telephone services | X | X | | X | X | X | X | X | | X | 8 |
| 2.C.b Packet-switched data transmission... | X | X | | X | X | X | X | X | | X | 8 |
| 2.C.c Circuit-switched data transmission... | X | X | | X | X | X | X | X | | X | 8 |
| 2.C.d Telex services | X | X | | X | X | X | X | X | | X | 8 |
| 2.C.e Telegraph services | X | X | | X | | X | X | X | | X | 7 |
| 2.C.f Facsimile services | X | X | | X | X | X | X | X | | X | 8 |
| 2.C.g Private leased circuit services | X | X | | X | X | X | X | X | | X | 8 |
| 2.C.h Electronic mail | X | X | | X | X | X | X | X | | | 7 |
| 2.C.i Voice mail | X | X | | X | X | X | X | X | | | 7 |
| 2.C.j On-line information and data base... | X | X | | X | X | X | X | X | | | 7 |
| 2.C.k electronic data interchange (EDI) | X | X | | X | X | X | X | X | | | 7 |
| 2.C.l enhanced/value-added facsimile... | X | X | | X | X | X | X | | | | 6 |
| 2.C.m code and protocol conversion | X | X | | X | X | X | X | X | | | 7 |
| 2.C.n on-line information and/or dataprocessing... | X | X | | X | X | X | | X | | | 6 |
| 2.C.o other | X | X | | X | X | X | X | X | | X | 8 |
| 2.D Audiovisual services | | | | | | | | | | | |
| 2.D.a Motion picture and video tape... | X | | | | | X | | | | | 2 |
| 2.D.b Motion picture projection service | | | | | | X | | | | | 1 |
| 2.D.c Radio and television services | | | | | | X | | | | | 1 |
| 2.D.d Radio and television transmission... | | | | | | | | | | | |
| 2.D.e Sound recording | | | | | | X | | | | | 1 |
| 2.D.f Other | | | | | | | | | | | |
| 2.E Other | | | | | | | | | | | |
| TOTAL | 17 | 17 | | 15 | 15 | 20 | 14 | 15 | | 8 | |

The report on **GATS MFN exemptions by sector** shows, in table form, the number of exemptions to the GATS most-favoured-nation (MFN) obligation, by Member and by the 12 W/120 sectors. Numbers in the table indicate the number of MFN exemptions undertaken by each Member, per sector. The column "total – sectors" indicates the number of sectors where each Member has undertaken exemptions, while the column "total – exemptions" indicates the number of MFN exemptions undertaken by each Member across all sectors selected. Clicking on the name of the Member opens a new window showing the details of the MFN exemptions. Reports will only list those Members that have undertaken MFN exemptions in sectors selected.

GATS MFN exemptions by sector

GATS MFN EXEMPTIONS BY SECTOR

H Cross-sectoral MFN exemptions

1 BUSINESS SERVICES

2 COMMUNICATION SERVICES

3 CONSTRUCTION AND RELATED ENGINEERING SERVICES

4 DISTRIBUTION SERVICES

5 EDUCATIONAL SERVICES

6 ENVIRONMENTAL SERVICES

7 FINANCIAL SERVICES

8 HEALTH RELATED AND SOCIAL SERVICES (other than those listed under 1.A.h-j.)

9 TOURISM AND TRAVEL RELATED SERVICES

10 RECREATIONAL, CULTURAL AND SPORTING SERVICES (other than audiovisual services)

11 TRANSPORT SERVICES

MFN exemptions under the GATS

| Members | H | 1 | 2 | 3 | 11 | TOTAL - Sectors | TOTAL - Exemptions |
|-------------------------------------|---|---|---|---|----|-----------------|--------------------|
| Afghanistan | 2 | | 3 | | 1 | 2 | 6 |
| Albania | | | 3 | | 2 | 2 | 5 |
| Angola | | | | | 2 | 1 | 2 |
| Antigua and Barbuda | | | 1 | | | 1 | 1 |
| Argentina | | | 1 | | | 1 | 1 |
| Armenia | | | 2 | | 2 | 2 | 4 |
| Australia | | | 2 | | | 1 | 2 |
| Bahrain, Kingdom of | | | | | | | |
| Bangladesh | | | 2 | | | 1 | 2 |
| Barbados | | | | | | | |

3 RTA COMMITMENTS MODULE

This module contains information on all services commitments and reservation lists undertaken by WTO Members in their regional trade agreements (RTAs). The module focusses therefore on the schedules of commitments and lists of reservations in RTAs. Among other things, the module permits to search by Member, by RTA, by sector/sub-sector, and to compare commitments undertaken by one or several Members across different agreements.

The database currently covers a majority of the RTAs notified under Article V (Economic Integration) of the GATS. The list of RTAs covered in the database can be accessed from the I-TIP Services portal. Additional agreements are added over time.

3.1 RTA commitments and ITIP

The disciplines on services contained in RTAs, including their scope and liberalization modalities, often differ from those of the GATS. Users need to keep this in mind when consulting the

information. For this reason, the module provides, among other things, direct links to the relevant text of the obligations, chapters and commitments of the RTAs, as well as a succinct description of the main features of each services RTA (see below).

A key difference between RTAs lies in the modality adopted to liberalize trade in services and the related approach to scheduling commitments and/or reservations/limitations. The approach used in the GATS and in RTAs based on that model is often described as a "positive-list" approach. According to that approach, a party to an RTA grants market access and national treatment to the services and service suppliers of the other party/parties only in the sectors explicitly listed in its schedule of specific commitments. The schedules of commitments generally follow the GATS format, and, as in the GATS, parties indicate the level of market access and national treatment granted for each mode of supply. The market access and national treatment obligations do not apply therefore to sectors/modes for which 'unbound' has been entered or that are absent from the schedule.

In contrast, several services RTAs adopt the so-called "negative-list" or "top-down" approach. According to this approach, market access and national treatment, among other obligations,³ apply fully to service sectors covered by the RTA, except to the extent that non-conforming measures (commonly referred to as "reservations") providing otherwise have been listed in annexes. In other words, under this approach, everything is in principle liberalized (i.e. there is a commitment for these sectors) unless otherwise indicated in the annexes. In negative-list agreements, reservations are typically of two main types, each recorded in separate annexes: Annex I, reservations concerning existing non-conforming measures (i.e., those that are applied at the time of entry into force of the agreement); and Annex II, for reservations allowing for the introduction of non-conforming measures in the future.

The categories of obligations found in negative-list type RTAs are listed below. In parentheses are the abbreviations used in ITIP.

- Market access (MA): obligation similar to that of Article XVI of the GATS, which prohibits a limited number of limitations, whether discriminatory or not.
- National treatment (NT): obligation providing for non-discrimination between foreign and domestic services and service suppliers.
- Most-favoured-nation treatment (MFN): obligation providing for non-discrimination between different foreign services and service suppliers.
- Local presence requirement (Local Pres.): obligation typically prohibiting a Party from requiring suppliers of the other Party to establish a commercial presence in its territory or to be resident as a condition for the provision of a service across borders.
- Senior management and board of directors (Senior mgmt.): obligation typically forbidding nationality and/or residence requirements for senior managers or directors of companies of the other party/parties.
- Performance requirements (Perf. Req't.): obligation prohibiting parties from imposing a defined set of requirements in relation to the establishment or operation of an investment of another party.
- Quantitative restrictions (Quant. restr'ns): obligation generally providing that parties list in an annex the quantitative restrictions that they maintain (ex: NAFTA article 1207)
- New financial services: obligation where parties commit to permitting a financial institution of another party to supply 'new' financial services.

The RTA module allows users to search and obtain information on commitments/reservations in all types of RTAs. At the same time, there are some differences in the way the commitments/reservations of different types of RTAs are displayed, both in the overview of results and in the detailed views.

³ Other obligations for which reservations can be undertaken in this type of RTAs generally include MFN treatment, local presence, senior management and board of directors, and performance requirements.

3.2 How to use the RTA module

3.2.1 Making a selection

After clicking on '[Go To RTAs](#)' on the I-TIP Services home page, the "selection criteria" page appears under beige banner.

Search page of Members' RTAs services provisions and commitments/reservations

The screenshot shows the search interface for RTAs services provisions and commitments/reservations. It features a header with logos for the World Trade Organization, The World Bank, and I-TIP SERVICES. Below the header is a navigation bar with links for Home, GATS, RTA Commitments, Services Trade Policy Database, and Statistics, along with a User Guide link. A beige banner contains the title 'RTAs services provisions and commitments/reservations' and a description: 'The module on RTAs allows to access and search for information on commitments in regional trade agreements notified under Article V of the GATS'. The main search area includes three dropdown menus: 'Economies' (set to 'Albania'), 'RTAs' (set to 'Please select'), and 'Sectors and Subsectors' (set to 'All Sectors'). A 'Clear' button is located below the 'Economies' dropdown. To the right, there are buttons for 'View results' and 'Download', and a 'Reports' section with a 'Select report' button. A yellow box at the bottom displays the selected criteria: 'Economies: Albania'. Annotations with arrows point to the 'Clear' button, the 'X' icon in the 'Economies' dropdown, and the 'Download' button, with text boxes explaining their functions: 'The user can delete the search criteria', 'Results can be exported in Excel, csv or PDF', and 'The user can delete the search criteria'.

A drop-down list permits the selection of economies or groupings of economies (see section 2.1.3). It is also possible to limit the search to one or more service sectors, sub-sectors, or horizontal commitments/reservations (see section 2.1.2).

To proceed with the search, it is necessary to also identify the relevant RTAs. Once an economy has been selected, the RTA to which they are party and which are covered in the database will appear in the "RTAs" drop-down list. This allows the user to select the RTAs of interest. By clicking on "All RTAs", the commitments of all the parties to the RTAs available in the database will be included in the search.

The search criteria entered appear at the bottom of the screen (in yellow). To delete the search criteria entered, click on the red "X" next to the drop-down lists or on the "X clear" button (to delete all search criteria).

To visualize the results of the selection, press the "view results" button.

From the selection screen, it is also possible to download directly the selected information into Excel, csv or pdf formats (see dropdown menu "Download" at the bottom right-hand side of the screen). A bulk download facility for all the information on RTAs is also available (csv format). A description of the Excel and csv files is provided in section 4.2.2.6.

Finally, summary reports can be accessed directly from the selection page (see section 3.3.4 for a description of the GATS summary reports).

3.2.2 Overview of selection results

The results of the search defined by the user are first presented in an overview page. Its purpose is to present a general picture of the selected commitments. Below are two examples. The first one results from the following selection criteria:

Member: Australia
 RTA: Australia-Chile
 Sector: 1 - Business services

It therefore shows the reservations of Australia on business services in the Australia-Chile RTA, which is based on a negative-list approach.

Overview of view results (RTA module) - example of a negative-list RTA

The screenshot shows the 'RTAs services provisions and commitments/reservations' module. The search criteria are: Economies: Australia, RTAs: Australia - Chile, Sectors: 1 - BUSINESS SERVICES. The table displays reservations for '1 BUSINESS SERVICES' under '1.A Professional Services' and '1.A.a Legal Services'. Annotations include an 'Export' button, a 'Detailed view of results' box pointing to a reservation, and red circles around specific reservation details and table navigation icons.

| Sector | Reservation/Commitment | Obligations concerned | Modes concerned | Type of reservation |
|------------------------------------|--|--------------------------|-----------------|---------------------|
| Australia - Chile | | | | |
| 1 BUSINESS SERVICES | | | | |
| 1.A Professional Services | | | | |
| - sector-specific reservations on: | | | | |
| Professional services | "Cross-Border Trade in Services and Investment Northern Territory To be authorised to carry on business ..." | Local Pres. Senior mgmt. | 1, 2, 3, 4 | Existing |
| 1.A.a Legal Services | | | | |
| - sector-specific reservations on: | | | | |
| Professional services | "Cross-Border Trade in Services and Investment A company that is a subsidiary of a foreign law firm ..." | NT | 1, 2, 3, 4 | Existing |
| Professional services | "Cross-Border Trade in Services In order to register to practise in Australia, patent attorneys must ..." | Local Pres. | 1, 2, 4 | Existing |

The second example results from the following selection criteria:

Member: Chile
 RTA: Chile-China
 Sector: 1 - Business services

This shows the commitments of Chile on business services in the Chile-China RTA, which adopts a positive-list approach.

The results are presented in summary form in the table. By default, the results are ordered by Member, then by RTA, and then sector/sub-sector.

When the amount of information presented is considerable, the user can move to different pages of results by scrolling down and using the relevant icons at the bottom of the table. The

possibility to show more or all results on a single page is also available at the bottom of the page. The print function of the browser can be used to print the view results.

The following sub-sections explain the different components of the table presenting the overview of view results for the RTA module.

Overview of view results (RTA module) - example of a positive-list RTA

The screenshot displays the 'RTAs services provisions and commitments/reservations' page. It shows filters for Economies (Chile), RTAs (Chile - China), and Sectors (4 - DISTRIBUTION SERVICES). The table below lists reservation/commitment details for '4 DISTRIBUTION SERVICES' and '4.C Retailing services'. The 'Obligations concerned' column contains text like 'MA: 1) None 2) None 3) None 4) Unbound, except as indicated in the horizontal section.' and 'NT: 1) None 2) None 3) None 4) Unbound, except as indicated in the horizontal section.'

| Sector | Reservation/Commitment | Obligations concerned | Modes concerned | Type of reservation |
|---------------|--|--|-----------------|---------------------|
| Chile - China | 4 DISTRIBUTION SERVICES | | | |
| | - sector-specific commitments on: | | | |
| | 4.B Wholesale trade services | | | |
| | - sector-specific commitments on: | | | |
| | a. Wholesale trade services (CPC 622); (CPC 61111); (CPC 6113); (CPC 6121) | MA: 1) None 2) None 3) None 4) Unbound, except as indicated in the horizontal section. NT: 1) None 2) None 3) None 4) Unbound, except as indicated in the horizontal section. | | |
| | 4.C Retailing services | | | |
| | - sector-specific commitments on: | | | |
| | b. Retailing services (CPC 632) | MA: 1) None 2) None 3) None 4) Unbound, except as indicated in the horizontal section. NT: 1) None 2) None 3) None 4) Unbound, except as indicated in the horizontal section. | | |

3.2.2.1 Main features

In the overview results page, while the format used is the same for negative or positive-list RTAs, but the information displayed varies.

Negative-list agreements

In the case of negative-list agreements, only the services sectors where reservations have been undertaken for non-conforming measures are listed. Unless otherwise indicated in the RTA concerned, services not listed are therefore not subject to measures inconsistent with the agreement's liberalization obligations (i.e., there are no restrictions).

In negative list-type of RTAs, the "Reservation/Commitment" column provides a preview of the reservations by listing the first words of the description of the non-conforming measure. Note that this will also indicate whether the reservation concerns the chapter on (Cross-border) Trade in Services and/or the Investment chapter. A detailed view of the reservation appears in a new tab by clicking on the underlined text.

The column on "Obligations concerned" will indicate the obligations for which the reservation has been taken, as indicated in the relevant reservation list. The standard list of obligations used in ITIP is Market access (MA), National treatment (NT), Most-favoured-nation treatment (MFN), Local presence requirement (Local Pres.), Senior management and board of directors (Senior mgmt.), Performance requirements (Perf. Req't.), Quantitative restrictions (Quant. restr'ns), New financial services. In parentheses are the abbreviations used in ITIP. A further description of the respective obligations is provided in section 4.1.

In some cases, the "obligations concerned" column will contain the annotation "Mode 4 chapter". This indicates that the scope of commitments on mode 4 is defined through a dedicated chapter of the RTA. Clicking on the underlined text permits access to the chapter.

The column "Modes concerned" will mention the modes affected by the reservation.

Finally, the column on "Type of reservation" indicates whether the reservation concerns existing or future measures.

Positive-list agreements

In the case of positive list-type of RTAs, the "Reservation/Commitment" column shows, for each subsector, the sectors with commitments, as well as the level of commitments on market access and national treatment for each mode of supply. Since the obligations concerned (market access and national treatment) and the modes of supply are already indicated in the "Reservation/Commitment" column, the columns on "Obligations concerned" and "Modes concerned" appear empty.

Since these types of agreements do not distinguish between reservations for existing and future measures, the column on "Type of reservation" is also left empty. Only the sectors for which market access and national treatment commitments have been made by the party concerned are displayed. Services for which no commitments have been made are not displayed. In the latter case, if the specific sector has been chosen in isolation, then the indication "no records to display" will appear. If the sector without commitments has been included within a broader selection of sectors, then the sector will be visualized on the page, but the "Reservation/Commitment" column will be empty.

3.2.2.1.1 Overview of scope and architecture of RTAs

Summary information on the scope and architecture of each RTA is provided. This information can be accessed by clicking on the "[RTA overview](#)" link, which appears on the right of each RTA listed in the table. A PDF file then opens, providing a brief overview of the RTA concerned.

RTA's summary information

The screenshot shows the WTO Services Trade Policy interface. At the top, there are logos for the World Trade Organization, The World Bank, and WTP SERVICES. Below the logos is a navigation bar with links for Home, GATS, RTA Commitments, Applied Services Trade Policy, and Statistics, along with a User Guide link. A summary box indicates the current selection: Members: Chile, RTAs: Chile - China, Sectors: All Sectors. Below this, there are filters for Group by (Member, RTA) and a Reports section. The main table displays RTA information with columns for Sector, Reservation/Commitment, Obligations concerned, Modes concerned, and Type of reservation. A box labeled 'Summary information of Chile-China RTA' points to the 'RTA Overview' link in the 'Type of reservation' column of the first row.

| Sector | Reservation/Commitment | Obligations concerned | Modes concerned | Type of reservation |
|--------------------------------------|--|-----------------------|-----------------|------------------------------|
| Chile Chile - China Horizontal | <ul style="list-style-type: none"> i. Payments and transfers 1), 2), 3) and 4). Unbound with respect to the measures adopted or to be adopted ... ii. Decree Law 600 ("Decreto Ley 600") Decree Law 600 (1974), the Foreign Investment Statute, is a voluntary ... iii. Original ethnic groups Nothing in this Schedule may be understood as limiting the right to adopt ... iv. Commercial Presence (mode 3) This Schedule applies only to the following types of commercial presence ... | | | RTA Overview |

Chile – China RTA: Services Overview¹

- This RTA was notified to the WTO under Article V of the GATS on 18 November 2010. It entered into force on 1 August 2010. Further information on this Agreement and on its WTO consideration process can be found at: <http://rtais.wto.org/UI/CRShowRTAIDCard.aspx?rtaid=8>

Overall Treatment of Services in the RTA

- Trade in Services is essentially covered by the Agreement on Trade in Services, which contains obligations and disciplines in relation to the four modes of supply.²
- In addition, Annex I on the Temporary Movement of Business Persons specifies, among other things, the categories of business persons that should be granted temporary entry, under certain conditions.
- Regarding the scope of the Agreement on Trade in Services, it may be observed, among other things, that it does not apply to financial services, as well as to air transport services, except for aircraft repair and maintenance, selling and marketing of air transport services, and computer reservation system (CRS) services, airport operation services, and ground handling services.

Liberalization Modalities

- The Agreement uses a positive-list approach along the lines of the GATS, whereby Parties inscribe in their respective schedules the sectors where they undertake commitments with respect to the obligations of Market Access (Article 3) and National Treatment (Article 2), along with any terms, limitations and conditions. Schedules may also contain undertakings relating to Additional Commitments (Article 5). The Schedules of Specific Commitments are contained in Annex II of the Agreement.
- The Agreement does not contain an obligation on most-favoured-nation treatment.

While not substituting for a more detailed reading of the agreement, the overviews provide basic information to help consult the commitments made or reservations entered under an RTA. It summarizes the main features of the agreement as regards services, indicates the relevant chapters and their general coverage, enumerates the main obligations, and briefly describes the liberalization modalities and the content of related annexes. A link to the consideration process of this RTA in the WTO (including any Factual Report) is provided.

3.2.2.1.2 Sector-specific provisions

RTAs often contain provisions that are specific to particular service sectors. Examples of such sector-specific provisions would be RTAs' chapters on telecommunication containing a set of regulatory disciplines or dedicated annexes on professional services. Clicking on "[Sector-specific provision](#)", which appears in the table next to relevant sector headings, opens a new tab with the full text of such provisions.

Sector-specific provision

The screenshot shows the 'RTAs services provisions and commitments/reservations' module. The search criteria are: Economies: Chile; RTAs: EFTA - Chile; Sectors: 2.C - Telecommunication services. The interface includes filters for 'Group by' (Economy, RTA) and a 'Reports' section. The main table displays the following data:

| Sector | Reservation/Commitment | Obligations concerned | Modes concerned | Type of reservation |
|--|---|-----------------------|-----------------|---------------------|
| Chile | | | | |
| EFTA - Chile | | | | |
| 2 COMMUNICATION SERVICES | | | | |
| 2.C Telecommunication services | | | | |
| - sector-specific commitments on: | | | | |
| Telecommunication services | BASIC TELECOMMUNICATION SERVICES (7): Telecommunication services consist of the transport of electromagnetic ... | | | |
| 2.C.a Voice telephone services | | | | |
| - sector-specific commitments on: | | | | |
| 2. COMMUNICATION SERVICES | MA: 1) Unbound 2) Unbound 3) Partial 4) Unbound except as indicated in the Horizontal Commitments | | | |
| B. Private Leased Circuits | | | | |
| a. Telephone services | | | | |
| b. Data transmission | NT: 1) Unbound 2) Unbound 3) Partial 4) Unbound except as indicated in the Horizontal Commitments | | | |
| c. Electronic mail | | | | |
| C. Telecommunication Services | MA: 1) Partial 2) Partial 3) Partial 4) Unbound except | | | |

The text 'Sector-specific provision' is circled in red in the original image.

Source document for sector-specific provisions

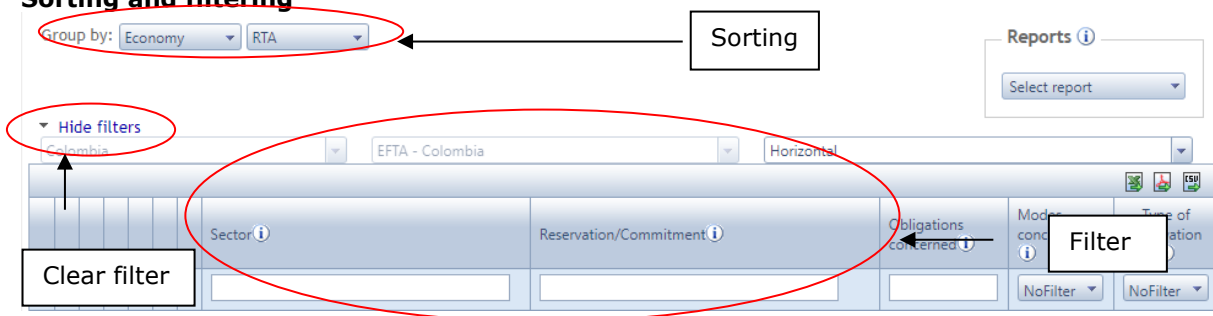
The screenshot shows the source document for the sector-specific provisions. The document title is 'Chile - Telecommunication services'. The source document is identified as [Annex IX: Telecommunication Services](#), which is circled in red in the original image.

3.2.2.2 Sorting

When selection results are presented for more than one economy or more than one RTA, the user has the possibility to modify the sorting of the results. By default, the results are ordered by economy, then by RTA, and then by sector. For example, if the user wants to see all commitments and reservations of Chile and Australia in all their RTAs, the table first presents Australia's commitments in RTA no. 1 for all sectors, then Australia's commitments in RTA no. 2, etc.

Using the "Group by" options above the table allows modifying the ordering, for example by sorting all selected commitments/reservations by sector first. In this case, the user will see for sector 1 Australia's and Chile's commitments for sector 1, followed by sector 2, etc.

Sorting and filtering



3.2.2.3 Filters

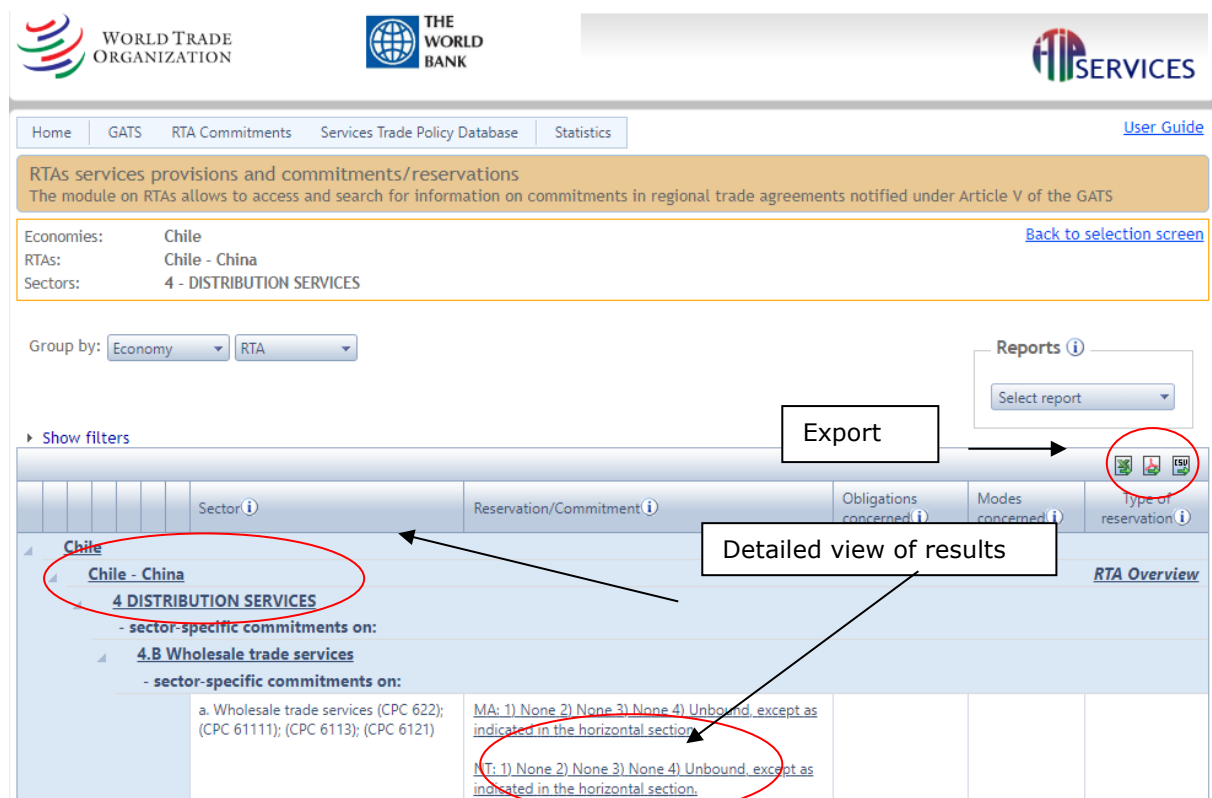
The database offers the possibility to filter the view results by Member, RTA, and sector, allowing the user to visualize the results for only one of the Members selected and/or one of the sectors or RTAs at a time. To do so, click on "show filters" (above the results table), and then select using the respective drop-down lists. The option is also given to filter the obligations, modes and types of reservations for negative type agreements.

To return to a full view of the view results, click on "X Clear filters".

3.2.2.4 Detailed view of the results

While the selection results are initially presented in an abbreviated and succinct manner to provide the user with a general picture of RTA commitments/reservations, the database enables the user to display the full details of selected commitments and reservations.

The detailed view of a particular commitment/reservation is accessed by clicking on the underlined text of the sectoral entry in the "reservation/commitment" column. A new tab then opens up and presents the full information relating to the commitment or reservation for that particular service sector.



For **positive-list** entries (commitments), the presentation is similar to the one used in I-TIP for GATS specific commitments. The sector in which the commitment is undertaken (the first column in original GATS schedules) is presented in a row. Below, market access, national treatment, as well as any additional commitments, are presented in columns.

Detailed view of results - example of a positive-list agreement

WORLD TRADE ORGANIZATION **THE WORLD BANK** **WTP SERVICES**

EFTA - Chile

CHILE

EFTA - CHILE

1 BUSINESS SERVICES

1.A PROFESSIONAL SERVICES

SOURCE

[Source: Annex VIII Appendix 1: Schedule of specific commitments of Chile Entry Into Force of RTA: 01/12/2004](#)

HEADNOTE / SECTOR HEADING

Without prejudice to Horizontal Commitments, suppliers of services included in this Schedule may be subject to evaluation by the competent authorities in which they must certify compliance with the requirements that ensure competent performance in the sector.

If the advice given by a professional implies addressing or undertaking formal procedures before Chilean Courts of Justice or administrative bodies, such proceedings must be undertaken by a professional duly qualified in Chile.

1.A.A LEGAL SERVICES

COMMITMENT

a. Legal Services (CPC 861)

| Limitations on Market Access | Limitations on National Treatment |
|--|---|
| <p>1) None, except : Justice ancillaries (auxiliares de la administración de Justicia) must be resident in the same place or city as the court for which they render service. Receivers in bankruptcy (síndicos de quiebra) must have not less than three years' experience in commercial, economic or legal areas and must be duly authorised</p> | <p>1) None except : Public defenders (defensores públicos), public notaries (notarios públicos) and custodians (conservadores) must be Chilean and fulfill the same requirements that are needed to become a judge. Archivists (archiveros) and arbitrators at law (arbitros de derecho) must be lawyers and,</p> |

For **negative-list** entries (reservations), the presentation reflects to a large extent the format used in lists of reservations. It contains the following fields, which all contain information lifted from the RTA official documents:

- Sector: text from the RTA that indicates the sector and/or sub-sector in which the reservation is taken, along with any reference to classification systems.
- Comments: description of the non-conforming measure.
- Relevant laws: indicates any laws/regulations relating to the non-conforming measure(s), as listed in the RTA.
- Level of government: this field appears when the RTA specifies that the non-conforming measure relates to a level of government other than the central one (e.g., regional, local, provincial). The name of the sub-central entity is displayed when mentioned in the agreement.
- Phase-out: this field appears when the RTA specifies that a non-conforming measure is subject to a partial or complete phase-out over time. The date of complete phase-out is provided.

- Obligations concerned: indicates the obligation(s) for which the reservation is taken, i.e., the obligation(s) that do not apply to the measure listed. The database allows consulting the text of the obligation (e.g., "Article XYZ: National treatment") by clicking on it. Next to each obligation appears the name of the chapter in which the obligation is contained (e.g., "Chapter A: Cross-border trade in services"). Again, clicking on the name of the chapter allows consulting the original text (normally in PDF format).
- Source: indicates the section of the RTA where the text of the non-conforming measure is found, typically an annex. Clicking on the name of the annex permits consulting the original text (normally in PDF format).
- Entry into force of the agreement: date of entry into force of the RTA, as notified to the WTO.

Users need to keep in mind that sector-specific reservations/commitments always need to be read in conjunction with those applying across sectors.

Detailed view of results - example of a negative-list agreement

Australia - Chile

WORLD TRADE ORGANIZATION THE WORLD BANK FTI SERVICES

AUSTRALIA

AUSTRALIA - CHILE

1 BUSINESS SERVICES

1.A PROFESSIONAL SERVICES

RESERVATION

Sector: Professional services

Text of the reservation

Comments:

Relevant laws:

Level of government:

Obligation concerned:

Existing non-conforming measure:

Source:

Links to articles and chapters referenced in the reservation

Link to source document

3.2.2.5 Detailed view of all commitments/reservations for specific economies and sectors

To see the detailed information for commitments/reservations in all selected sectors for an RTA or an economy, click on the name of the RTA or the economy, respectively. Users can also view the detailed information concerning all subsectors belonging to a sector by clicking on the sector

name. Similar features are available with other sorting options. All headings for which you can view detailed information are underlines and in bold.

3.2.2.6 Export in Excel or PDF format

Results shown in the table or detailed view can be exported in Excel, csv or PDF format by clicking on the relevant icon on the top right-hand side of the table or window. Note that there are also download options on the selection page (including an option to download the entire dataset in csv format). A compressed zipped folder is saved to the computer that includes two different files.

Firstly, "RTA_commit" contains the positive-type agreements of the selection. For the Excel and csv formats, it follows the same structure as the file download of GATS commitments explained in section 3.3.3.6. In addition, it provides the name of the agreement in "RTA", the date of entry into force of the agreement in "EntryIntoForce" and the name of the original schedule in "Source".

Excel and csv download - example of a positive-list agreement

| Member | RTA | RegimeType | SectorCode | SectorName | Headnote | SectorText | MA1 | MA2 | MA3 | MA4 | NT1 | NT2 | NT3 | NT4 | AdditionalCom mitment | Footnotes | EntryInto Force | Source |
|----------|-----------------|--------------------|------------|-----------------------------|----------|--|--------------|------|-----------------------|--------------|--------------|------|--------------------------|--------------|--------------------------|-----------|--------------------|------------------|
| Colombia | EFTA - Colombia | GATS Commitment | | Horizontal | | All sectors included in this schedule | | | Foreign und. | Unbo und. | | | Unap propt und. | Unbo und. | | | 01-Jul-11 | Appendix 1 to |
| Colombia | EFTA - Colombia | GATS Commitment | 1.A.a | Legal Services | | a) Legal services (CPC 861) Only legal advisory services in | None | None | None excep und. | Unbo und. | None | None | None excep und. | Unbo und. | | | 01-Jul-11 | Appendix 1 to |
| Colombia | EFTA - Colombia | GATS Commitment | 1.A.b | Accounting, auditing and | | b) Accounting and book-keeping services (CPC 862) | Unbo und. | None | None | Unbo und. | Unbo und. | None | Regis tration und. | Unbo und. | | | 01-Jul-11 | Appendix 1 to |

Secondly, "RTA_res" contains the negative-type agreements of the selection. For the Excel and csv formats, its structure is very similar, however, the reservation text is displayed in "Comment", followed by the corresponding laws ("RelevantLaw"), obligations ("Obligation"), articles from the agreement ("Articles"), and to which government level it applies ("LevelOfGovernment"). The respective modes of supply to which the reservation refers is displayed in "ModesConcerned". Lastly, "ReservationType" shows whether the reservation is an existing or future measure. Please note that for instance, if no negative-type agreement was selected, the respective download file will be empty.

Excel and csv download - example of a negative-list agreement

| Member | RTA | SectorCode | SectorName | SectorText | Comment | RelevantLaw | LevelOfGovernment | Obligation | Articles | ModesC | ReservationType | Source | EntryIntoForce | FootNotes |
|------------|--------------------|---------------------------|---------------------------|---|--|--|-----------------------|-----------------------|------------------------|------------------------|-----------------------|-----------------------|----------------|-----------|
| Costa Rica | Chile - Costa Rica | (Chile - Central America) | All sectors | | | | | Mode 4 chapter | | 4 | | Capitulo 14 | 15-Feb-02 | |
| Costa Rica | Chile - Costa Rica | (Chile - Central America) | Todos los sectores | Comercio transfronterizo | Law No. 2 of 23 August 1943 - Código del Comercio | NT | | | 11.03: Trato nacional | 1, 2, 4 | Existing | Anexo I: Re 15-Feb-02 | | |
| Costa Rica | Chile - Costa Rica | (Chile - Central America) | Todos los sectores | Comercio transfronterizo | Law No. 3284 of 30 April 1984 - Código de Comercio | NT | | | 11.03: Trato nacional | 1, 2, 4 | Existing | Anexo I: Re 15-Feb-02 | | |
| Costa Rica | Chile - Costa Rica | (Chile - Central America) | Concesión de obra | Comercio transfronterizo | Law No. 7762 of 14 April 1998 - Ley General de Inversión | NT | | | 11.03: Trato nacional | 1, 2, 4 | Existing | Anexo I: Re 15-Feb-02 | | |
| Costa Rica | Chile - Costa Rica | (Chile - Central America) | Asuntos relacionados | Costa Rica se reserva el derecho de adoptar o mantener cualquier medida | NT/MT/NT/Local Pres | 11.03: Trato nacional | 1, 2, 4 | Future | Anexo II: Re 15-Feb-02 | | | | | |
| Costa Rica | Chile - Costa Rica | (Chile - Central America) | Producción de alcohol | Costa Rica se reserva | Law No. 8 of 31 October 1885 - Código Fiscal | NT/MT/NT/Local Pres | 11.03: Trato nacional | 1, 2, 4 | Future | Anexo II: Re 15-Feb-02 | | | | |
| Costa Rica | Chile - Costa Rica | (Chile - Central America) | Utilización y explotación | Costa Rica se reserva | Constitución Política de la República de Costa Rica | NT/MT/NT/Local Pres | 11.03: Trato nacional | 1, 2, 4 | Future | Anexo I: Re 15-Feb-02 | | | | |
| Costa Rica | Chile - Costa Rica | (1.A) | Profesional Servicios | profesionales | Comercio transfronterizo | (Ley No. 7221 del 06/04/1991 - Ley Orgánica) | MT/NT/Local Pres | 11.03: Trato nacional | 1, 2, 4 | Existing | Anexo I: Re 15-Feb-02 | | | |
| Costa Rica | Chile - Costa Rica | (1.A.h) | Medical and dental | Comercio transfronterizo | Law No. 7559 of 9 November 1995 - Ley de Inversión | NT | | | 11.03: Trato nacional | 1, 2, 4 | Existing | Anexo I: Re 15-Feb-02 | | |

3.2.3 Reports on RTAs

At the bottom (right-hand side) of the home page of the RTA module or at the top right-hand side of the results page, the user can access several summary analytical reports, through the drop-down list in the "Reports" command. The reports, once generated, can be downloaded in Excel, csv and pdf formats.

The report "**RTA commitments by sector**" shows, in table form, sectors where economies have undertaken services commitments in their different regional trade agreements (RTAs). The table provides an overview of commitments in the 12 sector groups of the Services Sectoral Classification List. The total in the last column indicates the number of sectors in which each economy has undertaken commitments. Clicking on the name of the RTA opens a new window showing the details of relevant economies' commitments. Economies' horizontal commitments/reservations can similarly be accessed directly from the table ("HC Text" column).

The report "**Compare to GATS: RTA commitments by sector**" adds the GATS commitments in the comparison.

Report Compare to GATS: RTA commitments by sector

Economies: Australia
 RTAs: Australia - Chile
 Sectors: Horizontal commitments/reservations, All Sectors

[Back to selection screen](#)

COMPARE TO GATS: RTA COMMITMENTS BY SECTOR

- 1 BUSINESS SERVICES
- 2 COMMUNICATION SERVICES
- 3 CONSTRUCTION AND RELATED ENGINEERING SERVICES
- 4 DISTRIBUTION SERVICES
- 5 EDUCATIONAL SERVICES
- 6 ENVIRONMENTAL SERVICES
- 7 FINANCIAL SERVICES
- 8 HEALTH RELATED AND SOCIAL SERVICES (other than those listed under 1.A.h-j.)
- 9 TOURISM AND TRAVEL RELATED SERVICES
- 10 RECREATIONAL, CULTURAL AND SPORTING SERVICES (other than audiovisual services)
- 11 TRANSPORT SERVICES
- 12 OTHER SERVICES NOT INCLUDED ELSEWHERE
- HC Horizontal Commitments

Results can be exported in Excel, csv or PDF format

Number of sectors with commitments

"X" indicates a sector with at least one commitment

| Regimes | Signatory | Regime | 1 | 2 | 3 | 4 | 5 | 6 | 7 | 8 | 9 | 10 | 11 | 12 | TOTAL | HC Text |
|---------|-----------|-------------------|---|---|---|---|---|---|---|---|---|----|----|----|-------|----------------------|
| | Australia | GATS Schedule | X | X | X | X | X | X | X | X | X | X | X | X | 11 | View |
| | Australia | Australia - Chile | X | X | X | X | X | X | X | X | X | X | X | X | 12 | View |
| | | | 2 | 2 | 2 | 2 | 2 | 2 | 2 | 2 | 2 | 2 | 2 | 1 | | |

The summary report "**RTA commitments by detailed subsectors**" shows specific commitments of selected economies in regional trade agreements (RTAs) across subsectors at the two digit level of W120 (the total number of subsectors at the 2-digit level is 55) The total in the last row indicates the total number of subsectors in which RTA commitments have been undertaken by each economy. Results for a maximum of 10 economies/RTAs can be presented in the table on the webpage. However, schedules of up to 255 economies/RTAs can be considered when the table is exported to Excel. Clicking on the sector or subsector in the first column opens a new window showing the details of the corresponding commitments or reservations of economies appearing in the table.

The report "**Compare to GATS: RTA commitments by 2-digit detailed subsectors**" adds the GATS commitments in the comparison.

Report Compare to GATS: RTA commitments by 2-digit detailed subsectors

Home | GATS | RTA Commitments | Services Trade Policy Database | Statistics [User Guide](#)

Economies: Australia [Back to selection screen](#)
 RTAs: Australia - Chile
 Sectors: Horizontal commitments/reservations, All Sectors

COMPARE TO GATS: RTA COMMITMENTS BY 2-DIGIT DETAILED SUBSECTORS

NOTE THAT ONLY RESULTS FOR UP TO 10 ECONOMY/AGREEMENT COMBINATIONS CAN BE DISPLAYED ON THE SCREEN, BUT (IF MORE THAN 10 ARE SELECTED) THE FULL SELECTION WILL BE DOWNLOADABLE IN EXCEL AND CSV.

Regimes

Results can be exported in Excel, csv or PDF format

| Sectors | Australia (GATS) | Australia (Australia - Chile) | TOTAL |
|--|------------------|-------------------------------|-------|
| 1 BUSINESS SERVICES | | | |
| 1.A Professional Services | X | X | 2 |
| 1.B Computer and Related Services | X | | 2 |
| 1.C Research and Development Services | X | | 2 |
| 1.D Real Estate Services | X | | 2 |
| 1.E Rental/Leasing Services without... | X | X | 2 |
| 1.F Other Business Services | X | X | 2 |
| 2 COMMUNICATION SERVICES | | | |
| 2.A Postal services | | X | 1 |
| 2.B Courier services | | X | 1 |
| 2.C Telecommunication services | X | X | 2 |
| 2.D Audiovisual services | | | |
| 3 CONSTRUCTION AND RELATED ENGINEERING... | | | |
| 3.A General construction work for buildings | X | X | 2 |

"X" indicates a sector with at least one commitment

4 SERVICES TRADE POLICY DATABASE MODULE

This module provides information on applied measures that affect trade in services in a range of subsectors.

4.1 Content of the Services Trade Policy Database

The Services Trade Policy Database module provides information jointly compiled by the World Bank and the WTO Secretariat. Information is currently available for 133 economies. For 91 of these economies, the information was collected through a survey conducted jointly by the World Bank and WTO. Information for CEFTA parties was collected in cooperation with the CEFTA Secretariat. Information for several African economies was collected in cooperation with ITC, GIZ and EU. Information for other economies was mainly sourced from the OECD STRI regulatory database, thanks to the cooperation of the OECD, which is gratefully acknowledged.

In this module the list of sectors/sub-sectors is adapted to the narrower list of subsectors covered by the World Bank-WTO survey (and the OECD database), as well as the necessity to adapt definitions to the way certain sectors are regulated. The database contains information in 34 subsectors across nine broad areas - financial services, communications, distribution, transportation, professional services, computer, construction, tourism, and health services, respectively.

The box below lists the subsectors covered by the Services Trade Policy database and the definitions used for these individual subsectors.

Box 1 Subsectors covered

- Professional services (Legal, Accounting, Auditing, Architecture and Engineering services)

Legal services: Host country representation services: Court appearances/oral arguments: Legal representation of one party's interest against another party, before the courts or other domestic judicial or quasi-judicial bodies, whether concerning criminal law or other than criminal. Also covered are representation services in statutory procedures of quasi-judicial bodies. The following are excluded: activities in relation to the administration of public justice (such as judges); and notaries who typically perform their activities as public officials and are subject to a different regulatory regime.

Legal services: Home country law and/or third country law (advisory/representation): General counselling, advice and drafting of documents and other related legal services concerning foreign or international law. International law includes advisory services in home country law (i.e. law of the country of the foreign supplier or foreign law), third country law, international law, as well as a right to appear in international commercial arbitration. It also covers advisory services in statutory procedures of quasi-judicial bodies. Excluded are activities in relation to the administration of public justice (such as judges); and notaries who typically perform their activities as public officials and are subject to a different regulatory regime.

Legal services: Host country advisory services: General counselling, advice and drafting of documents and other related legal services concerning domestic law (i.e. the law of the jurisdiction under review), whether criminal law or other than criminal. Also covered are advisory services in statutory procedures of quasi-judicial bodies. The following are excluded: activities in relation to the administration of public justice (such as judges); and notaries who typically perform their activities as public officials and are subject to a different regulatory regime.

Accounting services: The collection, recording and extraction of financial information, and the summary of it in the form of a periodic profit and loss account, a balance sheet and a cash flow statement in accordance with legal, professional, and capital market requirements (e.g. accounting review, compilation of financial statements). Bookkeeping services are included here as the difference in regulation between accountants and book-keepers are typically small or not existent. In most jurisdictions, book-keeping is synonymous with accounting and is not separately regulated.

Auditing services: The examination and assessment of the activities, controls, records and systems that underpin accounting information and reports. Financial audits are typically performed by firms of practicing accountants due to the specialist financial reporting knowledge they require.

Architecture services: The scope of architecture services includes several related activities, such as advisory and pre-design architectural services, architectural design, contract administration services, and urban planning and landscape architecture services.

Engineering services: Engineering services include several activities which are closely related, such as engineering and integrated engineering services, and engineering related scientific and technical consulting services. Technical testing and analysis services are not included.

- Communication services

Audiovisual services: Audiovisual services cover three lines of activities: (1) Television-related services span the production of TV programmes as well as the transmission of these programmes (the broadcasting activity). The production of television programmes may be of all types (e.g. series, telefilms, animated cartoons), for promotion or advertisement, and of copyright television programmes without contract for outright sale (i.e. with all-attendant property rights). Broadcasting typically includes the transmission of programmes received by the general public. It comprises the creation of complete television channel programmes, from purchased programme components (e.g. movies, documentaries etc.), self-produced programme components (e.g. local news, life reports) or a combination thereof. This complete television programme can be either broadcast by the producing unit or produced for transmission by third party distributors. It may be of a general or specialized nature, may be made freely available to users or may be available only on a subscription basis. Broadcasting activities also cover non-linear media services such as on-demand and interactive TV delivered over a range of different networks and devices (including phones and computers). (2) Services related to motion pictures span the production, distribution, and exhibition

of films, as well as an array of auxiliary activities, such as dubbing and editing. (3) Sound recording covers the production of original sound recordings; sound recording services activities in a studio; music publishing (acquiring and registering copyright, authorizing the use of the music/compositions) and distribution of sound recording to wholesalers and retailers.

Postal and courier services: Postal and courier services cover the pick-up, transport, delivery (door-to-door delivery) services of letters, parcels, and express delivery services. These services include both addressed and unaddressed items. This definition does not distinguish courier and postal services by the type of activity. Both designated postal operators (DPOs) and private operators are increasingly covering the same activities.

Telecommunications services (Fixed, mobile)

Fixed-line telecommunication services: The transmission and reception of signals through wired networks. Fixed-line telecommunications covers local as well as long-distance telephony services.

Mobile telecommunication services: The transmission and reception of signals through wireless networks.

- Computer services

Computer services: Computer services cover computer programming, consultancy and related activities, as well as web search portals and data processing and hosting services. It includes activities of providing expertise in the field of information technologies: writing, modifying, testing and supporting software; planning and designing computer systems that integrate computer hardware, software and communication technologies; on-site management and operation of clients' computer systems and/or data processing facilities; and other professional and technical computer-related activities.

- Distribution (Retail and wholesale)

Retailing services: Resale of new and used goods mainly to the general public for personal or household consumption or utilization, by shops, department stores, stalls, mail-order houses, hawkers and peddlers, consumer cooperatives etc. Relevant are the laws, regulations rules, guidelines etc. which apply to the retail trade sector in general. Particular product regulations regarding the retail sale of specific types of products (e.g. tobacco, alcohol, pharmaceutical products) are not taken into account.

Wholesale trade services: Resale of new and used goods to retailers, to industrial, commercial, institutional or professional users, or to other wholesalers, or involves acting as an agent or broker in buying goods for, or selling goods to, such persons or companies. Wholesale covers the activities of wholesale merchants or jobbers, industrial distributors, exporters, importers, and cooperative buying associations, sales branches and sales offices (but not retail stores). Relevant are the laws, regulations rules, guidelines etc. which apply to the wholesale trade sector in general. Particular product regulations regarding the wholesale of specific types of products (e.g. primary agricultural or mining products, tobacco, alcohol, pharmaceutical products) are not taken into account.

- Construction services

Construction services: Construction services cover pre-erection work; new construction and repair, alteration, restoration and maintenance work on residential and non-residential buildings, as well as civil engineering works. They also include installation and assembly work, building completion and finishing work, as well as renting services related to equipment for construction or demolition of buildings or civil engineering works, with operator.

- Financial services (Commercial banking, life insurance, non-life insurance, reinsurance)

Commercial banking: Most services supplied by banks, such as acceptance of deposits and other repayable funds from the public, lending of all types, financial leasing, guarantees and commitments, and payment and money transmission services. For the purposes of this exercise, commercial banking does not include the services typically supplied by investment banks, such as brokerage or trading of securities, securities underwriting services, and mergers and acquisitions (M&A) and corporate reorganization services.

Life insurance: Insurance underwriting services consisting in making payments upon the death of the policy holder, or at the end of an agreed term, with or without a profit element. For the purpose of this exercise, accident and health insurance services are not covered.

Non-life insurance: Non-life insurance or general insurance, provide payments depending on the loss from a particular financial event. General insurance is typically defined as any insurance that is not determined to be life insurance. It typically includes motor vehicle insurance, fire and other property damage insurance, pecuniary loss insurance, and general liability insurance. Also covered is marine, aviation and transport (MAT) insurance, i.e. the insurance of risks comprising maritime shipping, commercial aviation, space launching and freight (including satellites).

Reinsurance and retrocession: Reinsurance is a financial transaction by which risk is transferred (ceded) from an insurance company (cedant) to a reinsurance company (reinsurer) in exchange of a payment (reinsurance premium). When it is a reinsurer that cedes risk to another reinsurer, the service is called retrocession. Providers of reinsurance are professional reinsurers which are entities exclusively dedicated to the activity of reinsurance (e.g. SwissRe). Also in most jurisdictions insurance companies are allowed to participate in reinsurance.

- Transport (air freight-passenger domestic-international, rail freight, road freight, maritime freight and auxiliary services)

Air freight domestic: Domestic air transport of freight on a scheduled basis. It covers air transportation of individual articles and packages assembled and shipped in specially constructed shipping containers designed for ease of handling in transport. It includes air transportation services of letters and parcels.

Air freight international: International air transport of freight on a scheduled basis. It covers air transportation of individual articles and packages assembled and shipped in specially constructed shipping containers designed for ease of handling in transport. It includes air transportation services of letters and parcels.

Rail: Freight transportation: The sector rail freight service providers (or carriers). Covered items are rail freight transportation of frozen or refrigerated goods, transportation of bulk liquids and gases, transportation of containerized freight, mail transportation and other freight. Inter-urban rail transport of freight is also covered.

Road: Freight transportation: The sector covers freight transportation and relevant rental of commercial vehicles with operator. This definition entails transportation of frozen or refrigerated goods, transportation of bulk liquids or gases, transportation of containerized freight, transportation of furniture, mail transportation, freight transportation by man- or animal-drawn vehicles and transportation of other freight, whether domestically or internationally.

Maritime: Freight transport: The sector covers the two main types of services offered by the maritime shipping industry, namely liner and tramp services, whether coastal or transoceanic. Cabotage is also considered. All types of goods transported should be covered (e.g. frozen or refrigerated goods; bulk liquids or gases; dry bulk goods such as cereals, flour, cement or sand; letters and parcels; goods that have been containerized for ease of transport). Rental services of freight ships with crew are also covered. Charter services are not covered to the extent that they are subject to a different regulatory regime.

Maritime intermediation auxiliary services: Maritime agency, freight forwarding and customs clearance services are covered. In general, regulatory frameworks (laws, regulations, rules, guidelines, etc.) deal with these activities in conjunction, given that they are often conducted jointly and/or are substitutable. This refers to intermediaries/agents which are not related (i.e. no direct investment relationship) with the maritime shipping operators or ship owners.

Maritime cargo-handling, storage, warehousing and container station depot services: In general, regulatory frameworks (laws, regulations, rules, guidelines, etc.) deal with maritime cargo handling, container depot station, and storage and warehouse activities as a package, given that these activities are often conducted jointly and in an integrated manner. Maritime cargo handling services are activities exercised by stevedore companies, including terminal operators, but not including the direct activities of Dockers, when this workforce is organized independently of the stevedoring or terminal operator companies. Container station and depot services means activities consisting in storing containers, whether in port areas or inland, with a view to their stuffing/stripping, repairing and making them available for shipments.

- Tourism services (Hotel services, travel agents and tour operators, tourist guide services)

Hotel services: Hotel services cover lodging and related services typically provided by hotels. Related services comprise services normally furnished with and included in the lodging price and include room service, desk service, mail service and bellboy service. Hotels also generally make available other services such as parking, food, beverages, entertainment, swimming pools, banquet, convention and meeting facilities. Resort hotels may provide extensive recreational facilities. These various services are included here, if provided as a part of the price of lodging.

Travel agencies and tour operators: Services rendered for passenger travel/transport by travel agencies, tour operators, and similar services; travel information, advice and planning services; services related to arrangement of tours, accommodation, passenger and baggage transportation; ticket issuance services. These services are provided on a fee or contract basis.

Tourist guide services: Include the services provided by tourist guide agencies and own account tourist guides.

- Health services

Medical and health services: Cover the provision of hospital services, services of health professionals (medical and dental services, midwives, nurses, physiotherapists and paramedical services). For mode 3, only health establishments (hospitals) are covered, which are defined as follows: services delivered under the direction of medical doctors chiefly to in-patients, aimed at curing, reactivating and/or maintaining the health status of a patient. They comprise medical and paramedical services, nursing services, laboratory and technical services including radiological and anaesthesiological services, etc. For mode 4, 2 sections have been developed: Section D. covers the services of medical doctors and dentists. Section D.a. refers to services of midwives, nurses, physiotherapists and paramedical personnel.

The database includes information on the main measures (e.g. laws, regulations, policy guidelines, directives) affecting trade in services. These measures have been classified according to four main categories: A) conditions on market entry (i.e. requirements applicable to obtain an authorization to supply or to access the market); B) conditions on operations (i.e. conditions that will apply to the actual supply of services or to the service supplier); C) measures affecting competition (i.e. conditions that affect in particular the conditions under which firms compete); and D) measures pertaining to overall regulatory environment and administrative procedures. A final catch-all category – miscellaneous – has been kept allowing for the inclusion of relevant measures that did not clearly fit in any of the other categories.

Box 2: STPD classification of measures

A Conditions on market entry

- A1 Forms of entry (including foreign equity limits)
- A2 Quantitative and administrative conditions
- A3 Conditions on licensing/qualifications relating to market entry
- A4 Other conditions on market entry

B Conditions on operations

- B1 Conditions on supply of services
- B2 Conditions on service supplier
- B3 Conditions on government procurement
- B4 Other conditions on operations

C Measures affecting competition

- C1 Conditions on conduct by firms
- C2 Governmental rights/prerogatives (including public ownership)
- C3 Other measures affecting competition

D Regulatory environment and administrative procedures

- D1 Regulatory transparency (including licensing)
- D2 Nature of regulatory authority (measures related to nature of regulator)
- D3 International standards
- D4 Conditions related to administrative procedures
- D5 Other regulatory environment and administrative procedures

E Miscellaneous

Each category is further broken down into sub-categories.

This module does not pretend to be exhaustive, but rather aims at facilitating access and search across already available sources of information or information collected by the World Bank and the WTO Secretariat through surveys. Although efforts are constantly made to update and expand the database, the available information may not necessarily be up-to-date – the information presented on this site can only be considered valid as of the date indicated. Members are invited to provide feedback, which includes reporting any inaccuracies or indeed updating the information.

4.2 How to use the Services Trade Policy Database module of I-TIP Services

4.2.1 Making a selection

After clicking on "[Go To STPD & STRI](#)" on the I-TIP Services portal, the page opens under a blue banner. This module offers the possibility to search for information on applied measures by economy, subsector, year, mode of supply and measure category.

Services Trade Policy Database menu

The screenshot shows the search interface for the Services Trade Policy Database and STRI. It features a header with the title and a radio button for 'Policy information' (selected) and 'STRI'. Below the header are five search criteria, each with a drop-down menu: 'Economies' (All Economies), 'Years' (All YearBands), 'Sectors and Subsectors' (All Sectors), 'Mode of supply' (All Modes), and 'Measure Categories' (All Measure Categories). Red circles highlight the drop-down arrows for 'Economies', 'Years', 'Sectors and Subsectors', 'Mode of supply', and 'Measure Categories'. Callout boxes provide instructions: 'Drop-down list for the selection of economies, years, and sectors/sub-sectors' (pointing to the first three), 'Select a mode of supply' (pointing to 'Mode of supply'), and 'Only the measures that are relevant for a sector and mode will be displayed' (pointing to 'Measure Categories'). At the bottom, there are 'Clear', 'View results', and 'Download' buttons.

A drop-down list permits the selection of one or many of the economies currently covered in this module.

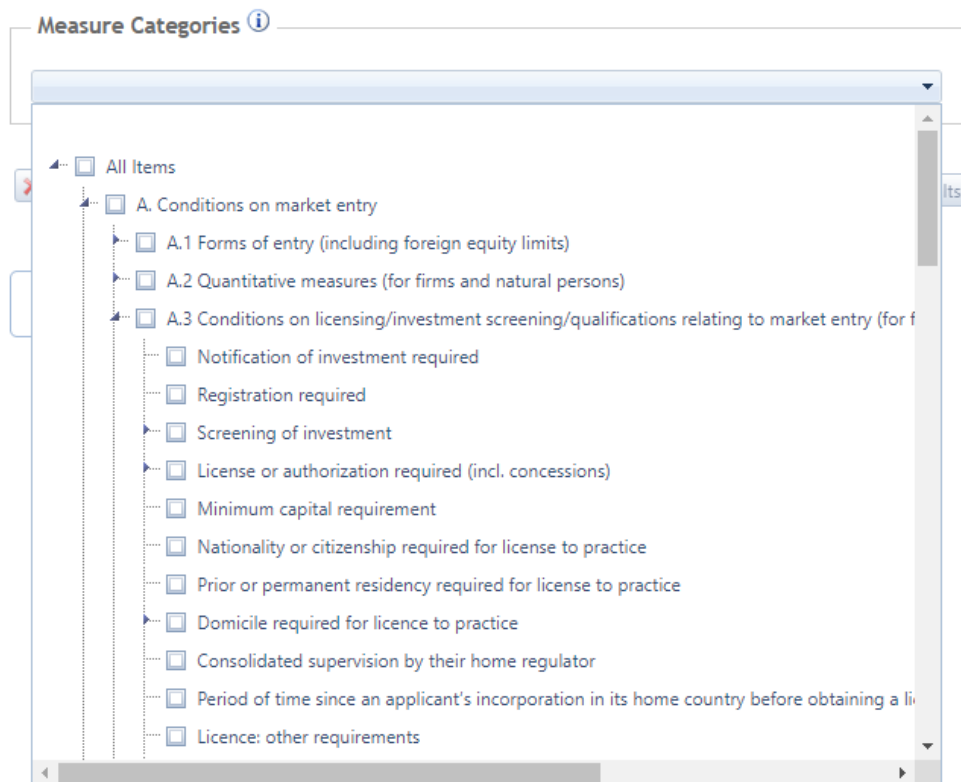
It is also possible to limit the search to one or more of the service subsectors covered. The drop-down list for the 'sectors' search criteria also permits to select horizontal measures separately.

The Services Trade Policy Database facilitates the comparative analysis of applied services across different timeframes. The database encompasses information on 69 economies for the years 2016 and 2020-22. Users can access and compare data through the selection page, where two distinct year bands, namely 2016-2018 and 2019-2022, can be chosen. The selection process is

versatile, allowing users to pick multiple economies and opt for one specific year band. If no year band is explicitly chosen, the default setting for multiple economies showcases information for the latest available year band (2019-2022). Alternatively, users can focus on a single economy, selecting either of the year bands or both. In cases where no year band is specified, the default setting for a single economy displays information for both year bands, if available. The selection mechanism does not permit the simultaneous display of both year bands for more than one economy.

From the selection page, the user also has the possibility to limit its search to certain mode(s) of supply⁴ and measure categories. A selection can be made starting from any of the drop-down menus. The menus "Sectors", "Mode of Supply" and "Measure categories" are linked: only the measures that are relevant for a sector- and mode- will be displayed for possible selection options. For instance, if the mode of supply is selected first, say cross-border, only measures applicable to mode 1 will become active in the measure categories menu.

Selection of measures



The results of the selection defined by the user can be viewed on the screen ("View results"), or downloaded directly in Excel, pdf or csv format (« Download »). An option to download the entire dataset is also proposed in the « Download » menu. These are shown at the bottom of the right-hand side of the selection page. A description of the Excel and csv files is provided in section 5.2.2.4.

The search criteria entered appear at the bottom of the screen (in yellow). To delete the search criteria entered, click on the red "X" next to the drop-down lists or on the "X clear" button (to delete all search criteria).

4.2.2 Overview of selection results

4.2.2.1 Main features

The results of the selection are first presented in an overview page to provide the user with a general presentation of results. Answers are limited to "yes", "no", "N/A", or a number. "Yes" and "no" responses are straightforward, indicating the existence or non-existence of the measure, while responses with numbers may indicate percentages (e.g. limits on foreign equity ownership) or a

⁴ The modes of supply are defined as in the GATS.

number (e.g. number of days to process licence applications). N/A is used either because the information is not available or is not applicable. The interface gives the possibility to access more details (comments, legal basis, information on source) for each individual measure by hovering or by clicking on the hyperlinks.

Overview results of a selection for a single economy and two distinct years

Home | GATS | RTAs | STPD & STRI | STRI dashboard | Statistics | [User Guide](#)

Services Trade Policy Database and STRI

Economies: Philippines
 Years: 2016 - 2018, 2019 - 2022
 Sectors: Mobile telecommunication services
 Mode of supply: Mode 3

NOTE THAT THERE ARE LIMITATIONS AS TO THE NUMBER OF ECONOMIES THAT CAN BE SHOWN ON THE RESULTS PAGE, BUT THE FULL SELECTION CAN BE DOWNLOADED IN EXCEL OR CSV.

Policy information STRI [WB-WTO STRI Methodology](#)

Show filters
 Clear filters

Measure

Philippines 2016 | Philippines 2022

16.B Mobile telecommunication services (Showing 50 of 127 items. Group continues on the next page.)

Mode 3 (Showing 50 of 127 items. Group continues on the next page.)

A. Conditions on market entry

A.1 Forms of entry (including foreign equity limits)

| Measure | Philippines 2016 | Philippines 2022 |
|---|------------------|------------------|
| Foreign establishment prohibited | No | No |
| Restrictions to establish or operate representative offices | Yes | No |
| Branches of foreign establishment locally allowed | No | No |
| Foreign establishment of (or investment in) locally incorporated company allowed | Yes | Yes |
| Greenfield: Max. foreign ownership allowed (%) | 40 | 100 |
| Joint venture requirement for foreign entity | No | No |
| Restrictions on cross-border mergers and acquisitions | No | No |
| Acquisition of shares in domestic entity allowed | Yes | Yes |
| Domestic entity acquisition: Max. aggregate foreign ownership allowed (%) | 40 | 100 |
| Limits on the % of capital that can be acquired by foreign investors in publicly-controlled firms | Not applicable | Not applicable |
| Other restrictions on the form of entry | No | No |

A.2 Quantitative measures (for firms and natural persons)

Export options: Excel, CSV, PDF

Annotations: Results can be exported in Excel, csv or PDF format; Overtime comparison of services trade policies; Answers

Overview results of a selection for multiple economies and a chosen year

Economies: Argentina; Bangladesh; Benin; Côte d'Ivoire; Dominican Republic; Hong Kong, China; Kazakhstan; Myanmar
 Years: 2019 - 2022
 Sectors: Accounting services
 Mode of supply: Mode 3

NOTE THAT THERE ARE LIMITATIONS AS TO THE NUMBER OF ECONOMIES THAT CAN BE SHOWN ON THE RESULTS PAGE, BUT THE FULL SELECTION CAN BE DOWNLOADED IN EXCEL OR CSV.

Policy information STRI [WB-WTO STRI Methodology](#)

Show filters
 Clear filters

Comparison of policies across economies

Argentina 2022 | Bangladesh 2022 | Benin 2021 | Côte d'Ivoire 2020 | Dominican Republic 2022 | Hong Kong, China 2022 | Kazakhstan 2022 | Myanmar 2022

8621.(1) Accounting services (Showing 50 of 112 items. Group continues on the next page.)

Mode 3 (Showing 50 of 112 items. Group continues on the next page.)

A. Conditions on market entry

A.1 Forms of entry (including foreign equity limits)

| Measure | Argentina 2022 | Bangladesh 2022 | Benin 2021 | Côte d'Ivoire 2020 | Dominican Republic 2022 | Hong Kong, China 2022 | Kazakhstan 2022 | Myanmar 2022 |
|---|----------------|-----------------|----------------|--------------------|-------------------------|-----------------------|-----------------|----------------|
| Foreign establishment prohibited | No | No | No | No | No | No | No | No |
| Restrictions to establish or operate representative offices | No | Yes | No | Yes | No | No | N/A | No |
| Branches of foreign establishment locally allowed | No | No | No | No | Yes | No | N/A | No |
| Foreign establishment of (or investment in) locally incorporated company allowed | Yes | No | Yes | Yes | Yes | Yes | Yes | No |
| Greenfield: Max. foreign ownership allowed (%) | 100 | N/A | 33.33 | 33 | 100 | 100 | 100 | N/A |
| Joint venture requirement for foreign entity | No | No | No | No | No | No | No | No |
| Restrictions on cross-border mergers and acquisitions | No | Yes | Yes | Yes | No | No | No | No |
| Acquisition of shares in domestic entity allowed | Yes | No | Yes | Yes | Yes | Yes | Yes | No |
| Domestic entity acquisition: Max. aggregate foreign ownership allowed (%) | 100 | N/A | 33.33 | 33 | 100 | 100 | 100 | N/A |
| Limits on the % of capital that can be acquired by foreign investors in publicly-controlled firms | Not applicable | Not applicable | Not applicable | Not applicable | Not applicable | Not applicable | N/A | Not applicable |
| Sole foreign proprietorship allowed | No | No | No | No | Yes | Yes | Yes | No |
| Partnership with foreigner allowed | Yes | No | Yes | Yes | Yes | Yes | Yes | No |
| Equity restrictions apply to non-locally licensed professionals/firms | Yes | N/A | Yes | Yes | No | No | No | N/A |
| Majority of shareholders must be locally licensed | Yes | N/A | Yes | Yes | Yes | Yes | No | N/A |

Export options: Excel, CSV, PDF

Annotation: Comparison of policies across economies

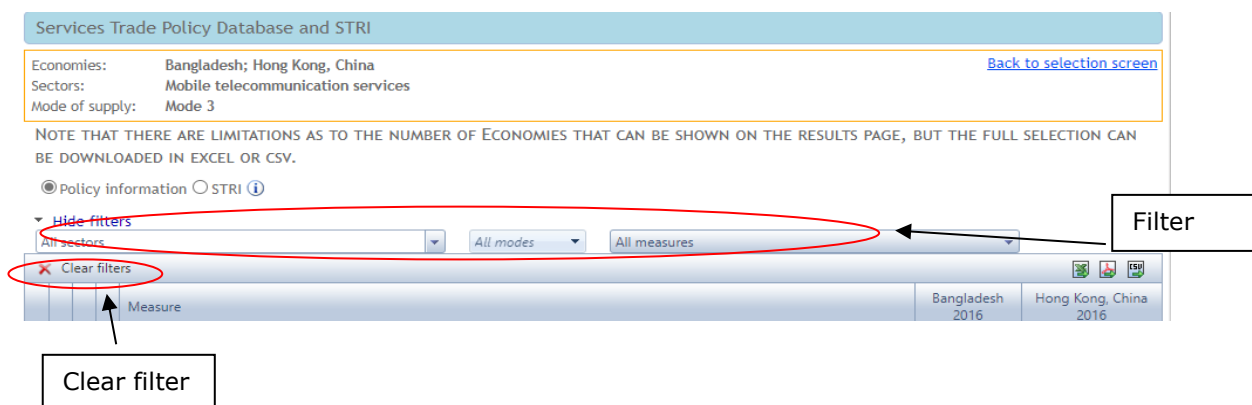
There are limitations as to the number of economies that can be shown on the results page, but the full selection can be downloaded in Excel or csv.

The user can navigate to different pages of the selection results by using the relevant page number links at the bottom of the table. The number of records to be displayed on a single page (10, 20, 50, 100, All records) may be defined by the user by clicking on the drop-down menu on "page size". The print function of the browser can be used to print the results.

4.2.2.2 Filters

The database offers the possibility to filter the search results by subsector, mode of and measure category. This makes it possible to view the results in the overview for only one of the subsectors, modes of supply or measure categories at a time. To do so, click on "show filters" (at the top of the table), and make your selection using the respective drop-down lists.

Filters



To return to a full view of the search results, click on "X Clear filters".

4.2.2.3 Detailed view of the results

While the selection results are initially presented in an abbreviated and succinct manner to provide the user with a general picture of applied policies, the database allows users to view the full details of the results. The interface gives the possibility to access more details by hovering or by clicking on the hyperlinks. By hovering the user only obtains summarized information (year of information, comments). By clicking on the hyperlinks, the user can view the mode concerned, the measure and associated response, eventual comments, information on the source, the year for which the information was collected and who collected it.

Detailed view of search results.

| ALBANIA | |
|------------------------------|--|
| FOREIGN BRANCHES ARE ALLOWED | |
| Mode: | 3 |
| Measure and response: | Branches of foreign establishment locally allowed : Yes |
| Comments: | Foreign branches are allowed Foreign suppliers are allowed to establish a branch. |
| Relevant source: | Article 9 of the Law no. 9901, dated 14.04.2008 "On Entrepreneurs and Commercial Companies", as lastly amended in 2014. www.qbz.gov.al/botime/fletore_zyrtare/2008/PDF-2008/60-2008.pdf ; www.qbz.gov.al/botime/fletore_zyrtare/2011/PDF-2011/152-2011.pdf ; www.qbz.gov.al/botime/fletore_zyrtare/2014/PDF-2014/163-2014.pdf Article 2 of the Law no. 7764, dated 02.11.1993 "On Foreign Investments", as lastly amended in 2017 www.qbz.gov.al/Ligje.pdf/investime/Ligj_7764_02111993_perditesuar_2017.pdf |
| Date collected: | 2019 |
| Collected by: | WTO/WB (based on survey), in cooperation with CEFTA Secretariat |

4.2.2.4 Export to Excel, csv or PDF format

All results, like the overview results or the detailed view, can also be exported to Excel, PDF or csv format by clicking on the relevant icon on the top right-hand side of the table or the window. Note that there are download options on the selection page (including an option to download the entire dataset in csv format).

The information in the Excel and PDF downloads is organized as follows:

- Economy
- Sector
- Mode of supply
- Category of measures
- Subcategory
- Measure
- Response
- Comments
- Relevant legal basis
- Year of data collection
- Agency responsible for original collection

Example of Excel and csv download

| Economy | SectorCode | SectorName | Mode | Category | Subcategory | Measure | Response | Comments | Relevant Date Collec | Collected By | |
|-----------|------------|------------|------|------------------------|-------------------------|---------------|----------|------------------------|----------------------|--------------|--------------------------|
| Argentina | | Horizontal | 1 | B - Conditions on ope | B.2 - Conditions on se | Cross-border | No | No requirement to m | Art. 12, L | 2022 | WTO/WB (based on survey) |
| Argentina | | Horizontal | 1 | B - Conditions on ope | B.2 - Conditions on se | Local data s | No | Local data storage is | Art. 12, L | 2022 | WTO/WB (based on survey) |
| Argentina | | Horizontal | 1 | B - Conditions on ope | B.2 - Conditions on se | Internation | Yes | Prohibition or constr | Art. 12, L | 2022 | WTO/WB (based on survey) |
| Argentina | | Horizontal | 1 | B - Conditions on ope | B.2 - Conditions on se | Internation | Yes | Laws distinguish betw | Art. 12, L | 2022 | WTO/WB (based on survey) |
| Argentina | | Horizontal | 1 | B - Conditions on ope | B.3 - Conditions on gc | Explicit acco | No | Absence of explicit a | Art. 35, D | 2022 | WTO/WB (based on survey) |
| Argentina | | Horizontal | 1 | B - Conditions on ope | B.3 - Conditions on gc | Procurement | Yes | The procurement pro | Decreto | 2022 | WTO/WB (based on survey) |
| Argentina | | Horizontal | 1 | B - Conditions on ope | B.3 - Conditions on gc | Preferences | No | No preferences grant | Decreto | 2022 | WTO/WB (based on survey) |
| Argentina | | Horizontal | 1 | B - Conditions on ope | B.3 - Conditions on gc | Commercial | No | No commercial prese | Art. 35, D | 2022 | WTO/WB (based on survey) |
| Argentina | | Horizontal | 1 | B - Conditions on ope | B.3 - Conditions on gc | Government | No | No prohibition or cor | Art. 26, L | 2022 | WTO/WB (based on survey) |
| Argentina | | Horizontal | 1 | D - Administrative pro | D.2 - Nature of regula | Regulatory | Yes | There is a specific go | Law 25.3 | 2022 | WTO/WB (based on survey) |
| Argentina | | Horizontal | 1 | D - Administrative pro | D.2 - Nature of regula | Discretion | Yes | The relevant agency/ | Law 25.3 | 2022 | WTO/WB (based on survey) |
| Argentina | | Horizontal | 1 | D - Administrative pro | D.3 - International sta | Rules/requisi | Yes | Rules and requireme | Art. 12, L | 2022 | WTO/WB (based on survey) |
| Argentina | | Horizontal | 3 | A - Conditions on mar | A.3 - Conditions on lic | Notification | No | Notification of invest | Law no. | 2022 | WTO/WB (based on survey) |

4.2.3 World Bank-WTO Services Trade Restrictions Index (STRI)

The results of the STRI quantification can be displayed in the Services Trade Policy Database module by selecting "STRI" on the selection or results page. This option allows the user to easily switch from the policy information to the STRI results. On the selection page, a drop-down list also permits the selection of one or many of the economies currently covered in this module. It is also possible to limit the search to one or more of the service subsectors and modes of supply.

The results of the selection are presented in a table with the economies and years of data collection at the top. The STRI by broad services sector (e.g. professional services, finance, tourism), subsector, and mode of supply are shown in rows for the respective economy. N/A is used either because the STRI is either not available or not applicable (e.g. maritime STRIs for landlocked economies).

There are limitations as to the number of economies that can be shown on the results page, but the full selection can be downloaded in Excel or csv.

To download the STRI results to Excel, pdf or csv format, the user can click on the relevant icon on the top right-hand side of the table or the window. Note that there are download options on the selection page (including an option to download the entire dataset in csv format). The STRI results in the downloads is organized in the same way as in the application. The README sheet included in the Excel downloads provides further information on the coverage, subsector definitions and STRI methodology. In addition, the latest information on the [STRI methodology](#) as well as comparability of STRIs between 2016 and 2019-2022 is available on the ITIP webpage under 'WB-WTO STRI Methodology'.

Economies: Argentina; Bangladesh; Benin; Côte d'Ivoire; Dominican Republic [Back to selection screen](#)
 Years: 2019 - 2022

NOTE THAT THERE ARE LIMITATIONS AS TO THE NUMBER OF ECONOMIES THAT CAN BE SHOWN ON THE RESULTS PAGE, BUT THE FULL SELECTION CAN BE DOWNLOADED IN EXCEL OR CSV.

Policy information STRI [WB-WTO STRI Methodology](#)

Download to csv, Excel, pdf

Select STRI

Economies and year of data collection

| | Argentina 2022 | Bangladesh 2022 | Benin 2021 | Côte d'Ivoire 2020 | Dominican Republic 2022 |
|---|----------------|-----------------|------------|--------------------|-------------------------|
| Economy | N/A | N/A | N/A | N/A | N/A |
| Professional Services | 42.1 | 60.2 | 60.0 | 65.1 | 51.2 |
| Legal Services: Host Country Advisory Services | 33.9 | 63.5 | 26.0 | 61.4 | 32.2 |
| Mode 3 | 42.7 | 26.9 | 26.0 | 46.4 | 31.5 |
| Mode 4 | 25.0 | 100.0 | 26.0 | 76.4 | 33.0 |
| Legal Services: Host Country Representation Services | 33.9 | 63.5 | 100.0 | 100.0 | 32.2 |
| Mode 3 | 42.7 | 26.9 | 100.0 | 100.0 | 31.5 |
| Mode 4 | 25.0 | 100.0 | 100.0 | 100.0 | 33.0 |
| Legal Services: Home Country Law And/Or Third Country Law (Advisory/Representation) | 34.4 | 37.3 | 30.9 | 69.1 | 35.8 |
| Mode 1 | 50.0 | 32.1 | 50.3 | 100.0 | 50.0 |
| Mode 3 | 36.1 | 26.9 | 26.0 | 46.4 | 31.5 |
| Mode 4 | 25.0 | 50.3 | 26.0 | 76.4 | 33.0 |

STRIR results

An option to download the full STRI results is also available on the results page. By clicking on "All WB-WTO STRI data (including 2008-11)", a zip folder containing three Excel workbooks and a ReadMe text file will be saved to the computer. Each Excel workbook contains a different set of STRIs that are shortly explained below. For more detailed information, the user should refer to the help file "_ReadMeFirst.txt" and the respective "README" sheets contained in each workbook.

- "01_WB-WTO_STRI.xlsx" includes the World Bank-WTO STRIs based on the improvements in the STRI methodology introduced in the Guide to the STPD (Borchert et al., 2019)⁵.
- "02_200811_2016_comparable_WB-WTO_STRI.xlsx" includes the STRIs for both 2008-11 and 2016 that can be compared to each other using the improved 2019 STRI methodology (Borchert et al., 2019)⁵. A comparison of policy restrictiveness over time requires different sets of STRIs because of necessary adjustments to allow for an intertemporal analysis. This causes the STRIs included in this file to differ from the STRIs contained in "01_WB-WTO_STRI.xlsx". Detailed information on the adjustments are provided in "_ReadMeFirst.txt" and the "README" sheet in the Excel workbook.
- "03_OLD_200811_WB_STRI.xlsx" includes the results of the quantification of services trade policies in 2008-11, i.e. the original STRIs as compiled and published by the World Bank in 2012. These STRIs were constructed based on the methodology at the time of publication in 2012 and are not comparable with the STRI datasets available in "01_WB-WTO_STRI.xlsx" and "02_200811_2016_comparable_WB-WTO_STRI.xlsx". For more information on the 2008-11 World Bank STRIs compiled and published in 2012, please refer to <https://www.worldbank.org/en/research/brief/services-trade-restrictions-database>

⁵ Borchert, Gootiiz, Magdeleine, Marchetti, Mattoo, Rubio and Shannon (2019) — "Applied Services Trade Policy: A Guide to the Services Trade Policy Database and Services Trade Restrictions Index", WTO Staff Working Paper (ERSD-2019-14)

Extract of STRI quantification file:

| Economy | EconomyName | SectorCode | Subsector | Mode | Score | Year |
|---------|-------------|-------------|---|-----------|-------|------|
| AGO | Angola | 1.A.a.(a.1) | Legal services: Host country advisory services | 3 | 100 | 2020 |
| AGO | Angola | 1.A.a.(a.1) | Legal services: Host country advisory services | 4 | 100 | 2020 |
| AGO | Angola | 1.A.a.(a.1) | Legal services: Host country advisory services | All modes | 100 | 2020 |
| AGO | Angola | 1.A.a.(a.2) | Legal services: Host country representation services | 3 | 100 | 2020 |
| AGO | Angola | 1.A.a.(a.2) | Legal services: Host country representation services | 4 | 100 | 2020 |
| AGO | Angola | 1.A.a.(a.2) | Legal services: Host country representation services | All modes | 100 | 2020 |
| AGO | Angola | 1.A.a.(b) | Legal services: Home country law and/or third country law (advisory/representation) | 1 | 100 | 2020 |
| AGO | Angola | 1.A.a.(b) | Legal services: Home country law and/or third country law (advisory/representation) | 3 | 100 | 2020 |
| AGO | Angola | 1.A.a.(b) | Legal services: Home country law and/or third country law (advisory/representation) | 4 | 100 | 2020 |
| AGO | Angola | 1.A.a.(b) | Legal services: Home country law and/or third country law (advisory/representation) | All modes | 100 | 2020 |
| AGO | Angola | 8621.(1) | Accounting services | 1 | 100 | 2020 |
| AGO | Angola | 8621.(1) | Accounting services | 3 | 85.3 | 2020 |
| AGO | Angola | 8621.(1) | Accounting services | 4 | 79.6 | 2020 |
| AGO | Angola | 8621.(1) | Accounting services | All modes | 86 | 2020 |
| AGO | Angola | 8621.(2) | Auditing services | 1 | 100 | 2020 |
| AGO | Angola | 8621.(2) | Auditing services | 3 | 85.3 | 2020 |
| AGO | Angola | 8621.(2) | Auditing services | 4 | 79.6 | 2020 |
| AGO | Angola | 8621.(2) | Auditing services | All modes | 86 | 2020 |
| AGO | Angola | 1.A.d | Architectural services | 1 | 100 | 2020 |
| AGO | Angola | 1.A.d | Architectural services | 3 | 100 | 2020 |
| AGO | Angola | 1.A.d | Architectural services | 4 | 100 | 2020 |
| AGO | Angola | 1.A.d | Architectural services | All modes | 100 | 2020 |
| AGO | Angola | 1.A.e | Engineering services | 1 | 53.9 | 2020 |
| AGO | Angola | 1.A.e | Engineering services | 3 | 46 | 2020 |
| AGO | Angola | 1.A.e | Engineering services | 4 | 77.7 | 2020 |
| AGO | Angola | 1.A.e | Engineering services | All modes | 60.3 | 2020 |
| AGO | Angola | 1.B | Computer and Related Services | 1 | 82.4 | 2020 |
| AGO | Angola | 1.B | Computer and Related Services | 3 | 39.7 | 2020 |
| AGO | Angola | 1.B | Computer and Related Services | 4 | 39.7 | 2020 |
| AGO | Angola | 1.B | Computer and Related Services | All modes | 52.5 | 2020 |
| AGO | Angola | 2.A,2.B | Postal and courier services | 1 | 100 | 2020 |
| AGO | Angola | 2.A,2.B | Postal and courier services | 3 | 47 | 2020 |
| AGO | Angola | 2.A,2.B | Postal and courier services | 4 | 40.1 | 2020 |
| AGO | Angola | 2.A,2.B | Postal and courier services | All modes | 56.9 | 2020 |

5 SERVICES TRADE RESTRICTIONS INDEX (STRI) DASHBOARD

This module provides information and guidance on effectively utilizing the Services Trade Restrictions Index (STRI) Dashboard.

5.1 STRI Dashboard

The STRI Dashboard comprises a total of five distinct parts, beginning with a world map, followed by six bar charts, and concluding with a spider chart. Each chart imparts unique information.

The **world map** showcases STRI scores for 133 economies at the broad sector level, utilizing varying shades to represent different levels of restrictiveness for the selected broad sector. For guidance on interpreting the shades on the map, please refer to the legend located on the right-hand side, where darker shades indicate greater restrictions set by the economy for the chosen broad sector. At present, data are unavailable for the grey-shaded economies.

The second and third **bar charts** illustrate STRI scores at the broad sector and subsector level, respectively, presenting economies in descending order based on their scores for the selected broad sector and subsector, respectively—from the most to the least restrictive.

The final four **bar charts** showcase STRI scores at the subsector level for each of the four modes of supply. Economies are presented in descending order, reflecting their scores for the chosen subsector—from the most to the least restrictive. Some charts among the four may not present any information if the subsector is not covered under a specific mode of supply. For instance, STRI scores under the mode 2 (consumption abroad) are only available for the health sector.

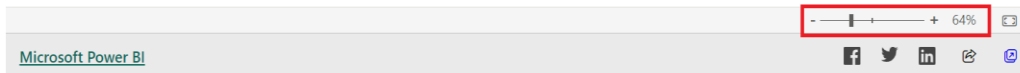
In the **bar charts**, the y-axis denotes the scale of the STRI scores, ranging from 0 to 100, while the x-axis illustrates the list of selected economies.

Lastly, the **spider chart** displays STRI scores for all subsectors concerning a selected economy and mode of supply. A higher peak indicates increased restrictiveness in a specific subsector for the chosen economy and mode of supply.

5.2 How to navigate the STRI data visualization tool module

5.2.1 Display

There is a zoom button situated at the bottom right corner of the dashboard interface which you can freely use to enhance your viewing experience.

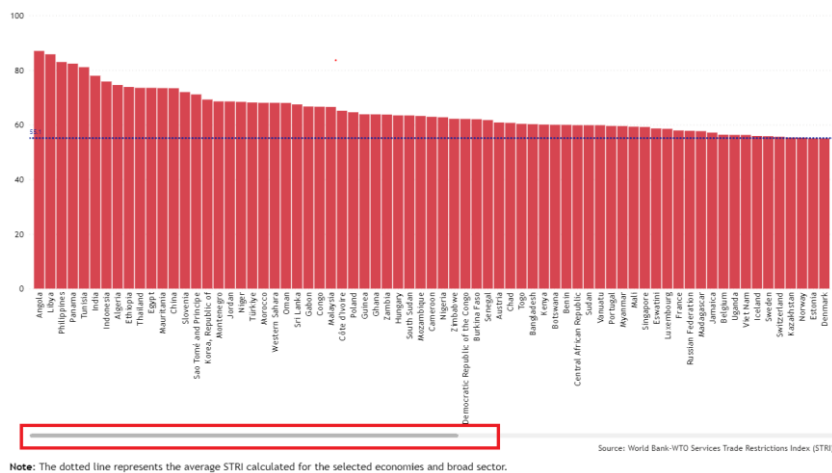


5.2.1.1 World map

To view smaller-sized economies more closely on the world map, you can zoom in using your mouse scroll wheel.

5.2.1.2 Bar charts

All economies are selected by default. Use the horizontal scroll bar located at the bottom of each chart to view them all in descending order based on their STRI score for the selected sector.

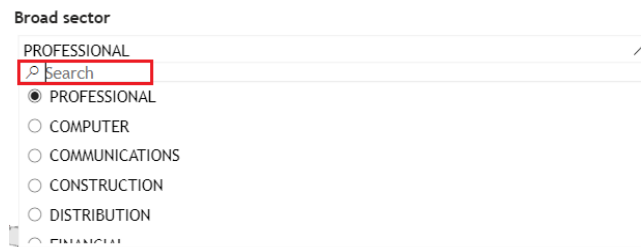


5.2.2 Making a selection

You can use the dropdown menus situated atop each chart to make your selection and visualize STRI scores for the chosen criteria.

5.2.2.1 World map

The map displays varying shades representing the STRI scores for the chosen *Broad Sector* selected from the nine options in the top dropdown menu. The search option at the top of the menu allows for direct searches by typing the names of the broad sector of interest.



5.2.2.2 Bar charts

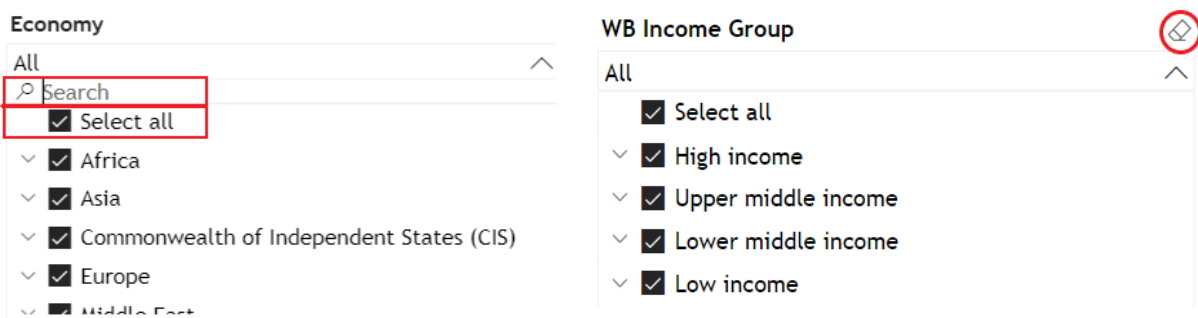
All bar charts display STRI scores by economy in descending order, ranging from the most to the least restrictive, based on the selected economies or income groups and the chosen broad sector or subsector.

The blue and red dotted lines represent the average labelled STRI score for the selected economies and broad sector or subsector, according to the chart you are viewing.

The *Economy* dropdown menu allows you to select one or more regions among the seven options (as per the WTO definition) or click on specific economies for a targeted comparison. The search option at the top of the menu allows for direct searches by typing the names of the economies of interest. All economies are initially selected, and to revert to all economies, click on the "Select all" option.

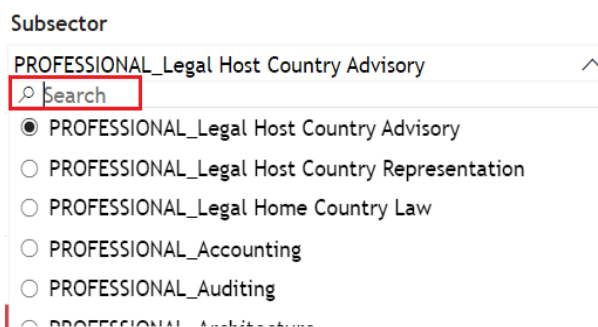
The *WB Income Group* dropdown menu enables the selection of economies by their respective income groups according to the World Bank income classification. You may choose one or more income groups among the four options for your comparison.

To modify your selection in any of the menus, click the eraser at the top right and make a new selection.



The *Economy* and *WB Income Group* dropdown menus are interdependent, meaning that the range of possible selections in each will adjust based on your choices in either the economies or income group selection.


The *Subsector* dropdown menu lets you select the subsector of interest among the thirty-four options. This allows you to view STRI scores for the chosen subsector. The search option at the top of the menu allows for direct searches by typing the names of the subsector of interest. The subsector names are labelled beginning with the broader sector name, followed by the specific subsector.



5.2.2.3 Spider chart


The *Economy* dropdown menu allows you to select only one economy at a time, as the information displayed pertains to STRI scores for all subsectors concerning the chosen mode of supply for one

specific economy. The search option at the top of the menu allows for direct searches by typing the name of the economy of interest.



The *Mode of Supply* dropdown menu allows you to choose one mode of supply (MODE 1, MODE 3, MODE 4) from four options. The first option, "ALL MODES", calculates the weighted average of subsector-mode scores and provides scores at the subsector level for the selected economy. The modal weights for all subsectors are provided in the methodology note.

This dropdown menu does not feature MODE 2 as it is exclusively covered for the health sector in the analysis.



The centre of the spider chart corresponds to a STRI score of 0 (indicating no restrictions). The outermost circle represents the highest STRI of the selected economy and mode of supply.

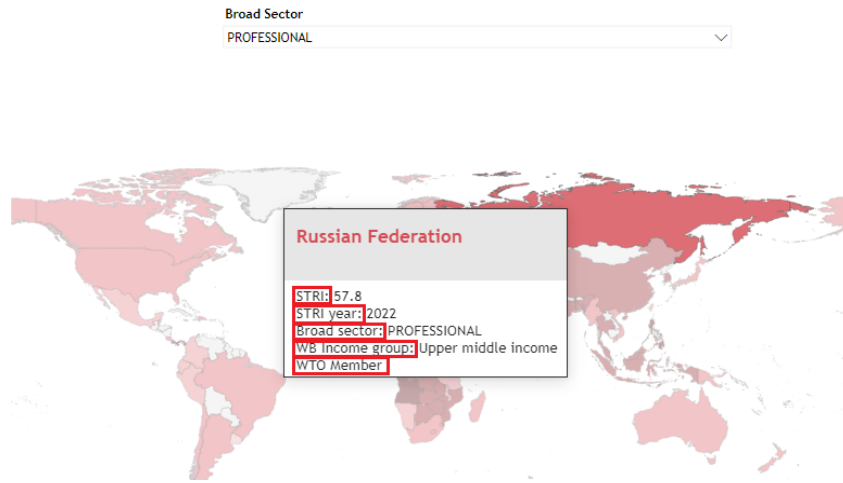
5.2.3 Obtaining additional information

When hovering over each chart, excluding the spider chart, a box will appear, providing varying information based on the specific chart you are viewing.

5.2.3.1 World map

Upon hovering over a red-shaded area on the map, a box will appear with the following details:

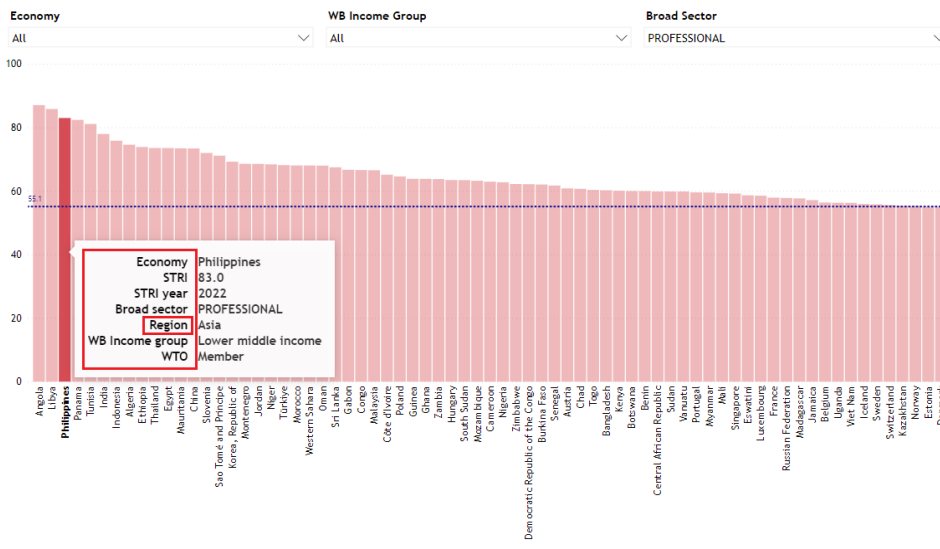
- **The economy name**
- **"STRI"**: The STRI score for the economy and the selected broad sector
- **"STRI year"**: The year when the data for the respective STRI score has been collected
- **"Broad sector"**: The selected broad sector from the dropdown menu
- **"WB Income group"**: The income group classification of the economy according to the World Bank
- **"WTO Member"; "WTO Observer"; "WTO Member & LDC"; "WTO Observer & LDC"; "WTO Non-Member & Non-Observer"**: The WTO membership status of the economy



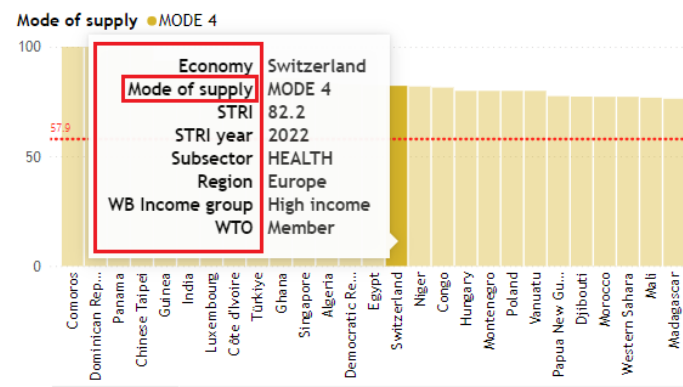
5.2.3.2 Bar charts

Beyond the above list, when hovering over the bar charts, the following information will be shown:

- **“Region”**: The region (as per the WTO definition) to which the economy belongs



- **“Mode of supply”**: In the penultimate charts, where STRI scores are presented at the subsector and mode of supply level, the mode of supply will also be displayed in the box.



6 STATISTICS MODULE

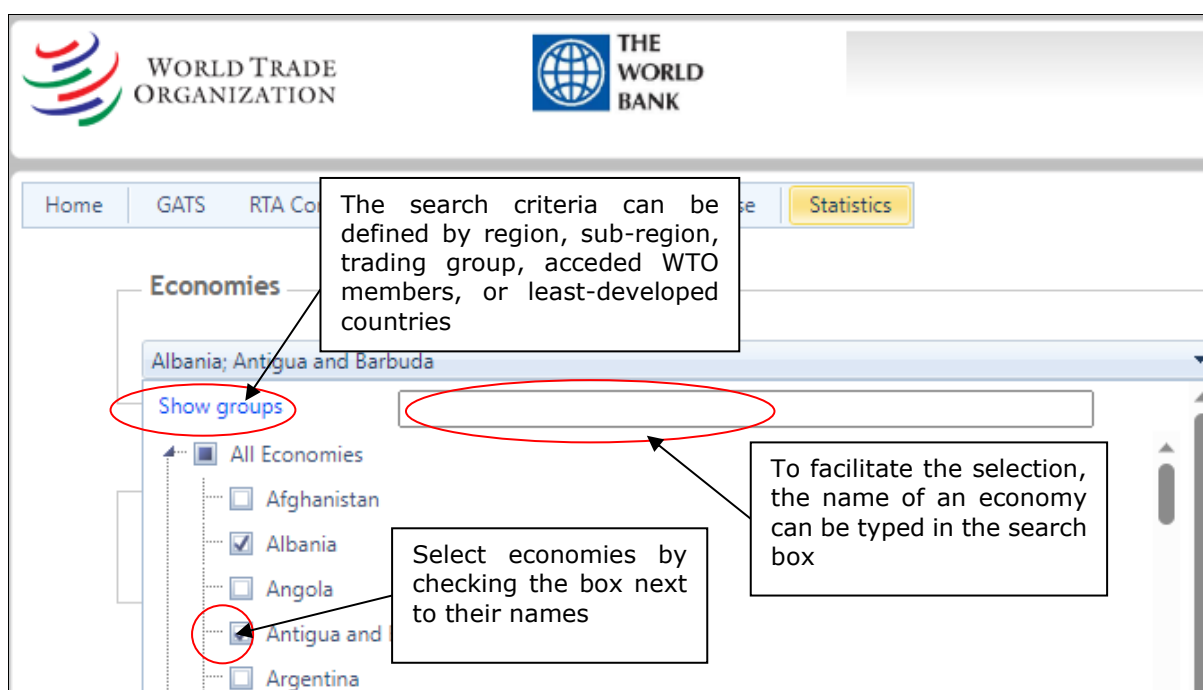
The Services Statistics module accompanies the GATS, RTA and Applied regimes modules by providing relevant trade in services and related statistics. Descriptions of the various statistics presented in this module are provided in the sections below.

6.1 Selection page

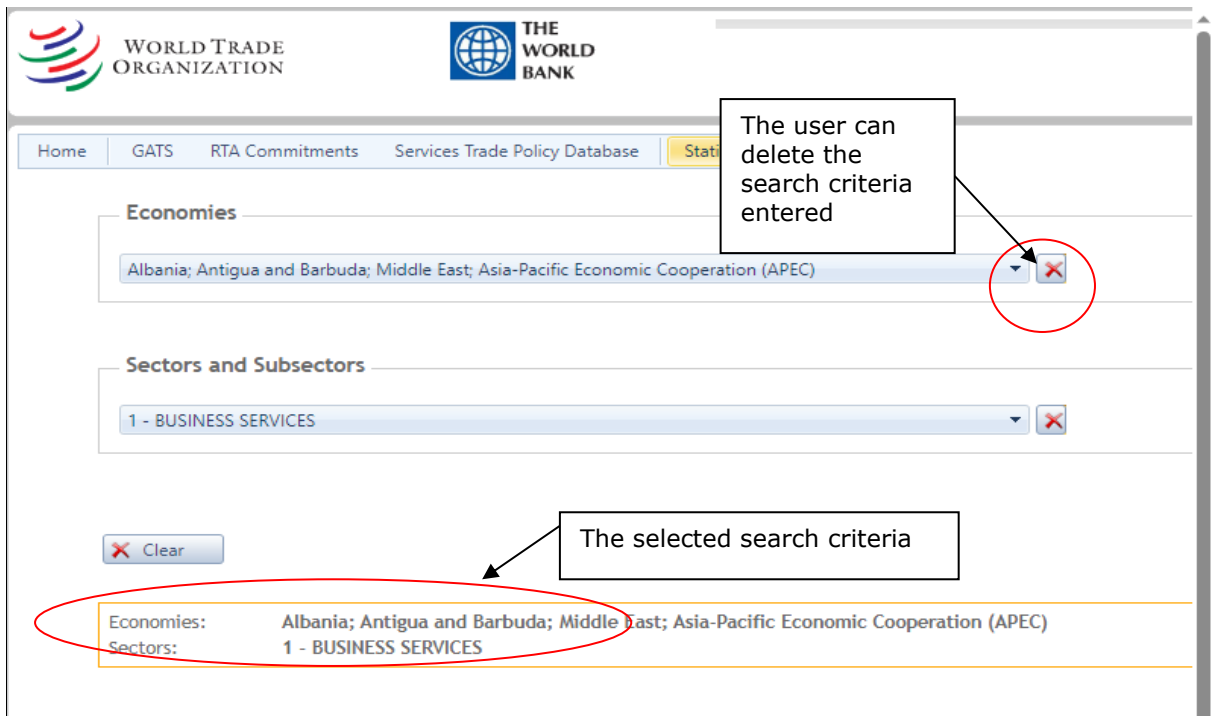
After clicking on '[Go To Statistics](#)' on the I-TIP Services portal, the selection screen appears, and offers the possibility to search across relevant trade in services sectors and related statistics by selecting economy and W/120 service sector/subsector.

The drop-down menus allow for the selection of one or many economies and W/120 services sectors/subsectors.

To view data for total services, select "All Sectors" in the 'Sectors and Subsectors' search criteria.



Once all desired search criteria have been selected and the user is ready to see the results, press the 'View results' button.



The search criteria entered will appear at the bottom of the screen (in yellow). To erase the search criteria entered and start over, press the 'Clear' button.

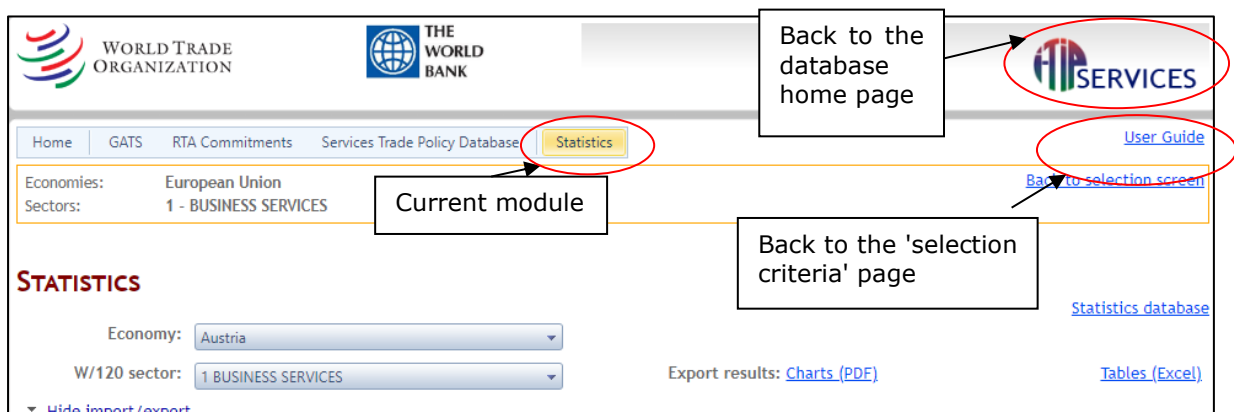
6.2 Overview of selection results

6.2.1 Main features

After entering the search criteria and submitting his/her choice, the user is sent to the 'search results' page. Below, an example of search results for Austria - Business services.

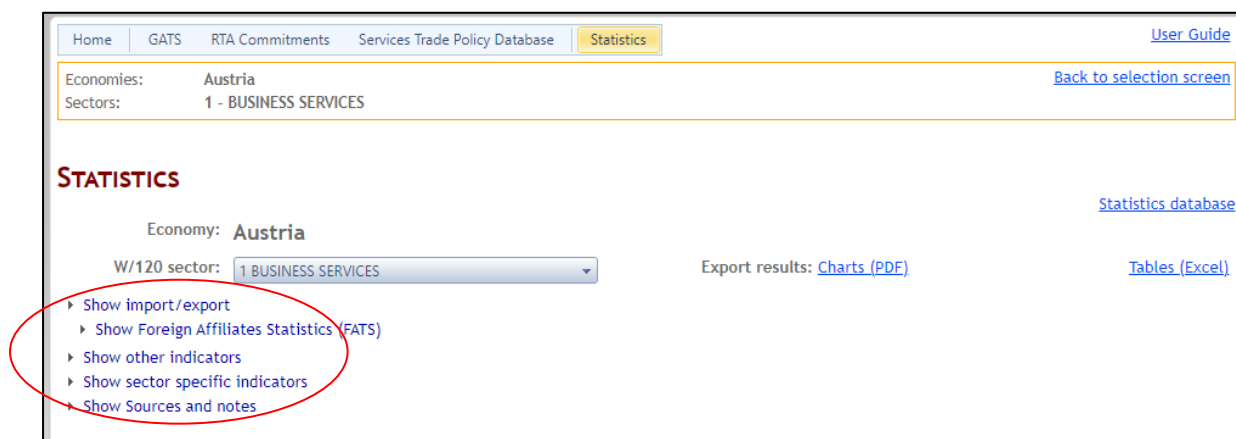
The menu bar at the top of the 'search results' page consists of the five different modules in the database. The module currently in-use is highlighted. The same selection remains when the user switches to a different module.

The search criteria entered by the user is depicted below the menu bar. Clicking on 'Back to selection screen' sends the user back to the 'selection criteria' page, where new criteria can be entered to perform a new search.




A link to the WTO statistical database, as well as an Excel export tool, can be found on this part of the page.

The search results page for the statistics module provides detailed information on four main groups of statistics: trade in services imports/exports (balance of payments based), foreign affiliates statistics (FATS), other indicators (foreign direct investment (FDI) and value added & employment). The page also provides information on data sources.



The search results are presented in the form of tables for each group of statistics for each economy and W/120 sector selected.

The users are advised to check the information icon  to obtain details on the definitions and coverage of the statistics used.

If data are not available at the most detailed level, statistics shown correspond to the nearest aggregate.

The following sub-sections explain the different components of the Statistics module page.

6.2.2 Sectoral Classifications in the Statistical Module

When working with the statistical tables on the search results page, it is important to understand the sector classification underlying each particular group of statistics.

The W/120 is the services negotiating list which contains 12 main service sectors sub-divided into 160 sub sectors.⁶ W/120 is mainly used in a WTO context, and it is the common sector classification used in all I-TIP modules. The I-TIP statistical module allows searching by W/120 service sectors and sub-sectors.

The Extended Balance of Payments Services Classification (EBOPS) is primarily a product-based classification used to classify statistics on international trade in services between residents and non-residents (i.e. balance of payments basis). EBOPS is built upon the BPM6 classification of services which identifies 12 main service categories and breaks them down into a list of standard and supplementary components. EBOPS consists of a further breakdown of these components into more detailed sub-items. It is available at [EBOPS 2010 Classification](#).

Although categories based on W/120 and EBOPS classifications are related, a one-to-one correspondence is not always possible.⁷

It is also more difficult to establish correspondence between the two classification systems in the areas which focus on the mode of consumption of goods and services or the status of the transactor, rather than on the type of product consumed, such as travel or construction. For example, EBOPS component SD 'Travel' (and its constituent parts) cannot be fully described in terms of W/120 since travellers may consume a wide range of goods and services.

Statistical tables for Import/Export of services on the search results page contain the product categories according to EBOPS classification.

⁶ Section 1.1.2 'Sector Classification' provides information on classifications used in I-TIP Services.

⁷ The tables of correspondence between EBOPS and W/120 can be found here: <https://unstats.un.org/unsd/tradeserv/TFSITS/msits2010/annexes.htm>

Another classification system, namely the International Standard Industrial Classification of All Economic Activities, Revision 3 or 4 (ISIC, Rev.3 or 4)⁸ is used for other groups of data presented, such as Foreign Affiliates Statistics (FATS), Foreign Direct Investment data (FDI) and data on value added and employment. Unlike EBOPS which classifies trade in services based on service products, ISIC is an activity classification, i.e. all of the data for a given enterprise are classified according to its primary activity, that is, the single activity for which its sales (or another key variable such as employment) are largest. For example, the total output recorded under legal activities refers to the total sales of law firms rather than the actual supply of legal services. Some enterprises which are not classified as law firms also offer legal services as a secondary activity; however, this production is not included in legal activities. Further, the output of legal activities might include some of law firms' output resulting from secondary activities, such as, for instance, providing financial advisory services.

This is why this module presents statistics according to the item(s) that most closely correspond to the W/120 category selected in statistical classifications. For example, for the trade in services statistics shown (balance of payments basis), the user may be provided with an option to further choose the categories based on the Extended Balance of Payments Services Classification (EBOPS 2010) if there is more than one correspondence with the W/120 sector.

Here is an example of a complete item correspondence between W/120 and EBOPS classifications: sub-sector 'Research and development services' of the sector 'Business services' listed in W/120 fully corresponds with 'Research and development' group from EBOPS.



As indicated above, some items of the W/120 correspond to more than one EBOPS categories. The example below demonstrates that the sector 'Real Estate Services' listed in the W/120 corresponds to two EBOPS items: 'Operational leasing services' and 'Other business services n.i.e.'. By choosing different EBOPS categories, the user changes only the chart presented on the search results page. The table of imports/exports provide data on both EBOPS categories separately.

⁸ The fourth revision of ISIC has replaced the third revision of the classification since its official release in August, 2008. However, some Members still report their trade statistics according ISIC, Rev.3.

STATISTICS

Economy: **Germany**

W/120 sector: **Real Estate Services**

Sector or subsector (classifications W/120) selected

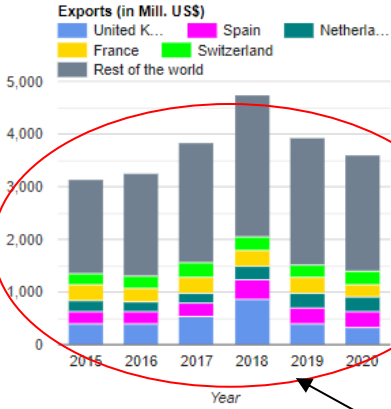
Select category for import/export statistics (EBOPS classification)

Export results: [Charts \(PDF\)](#)

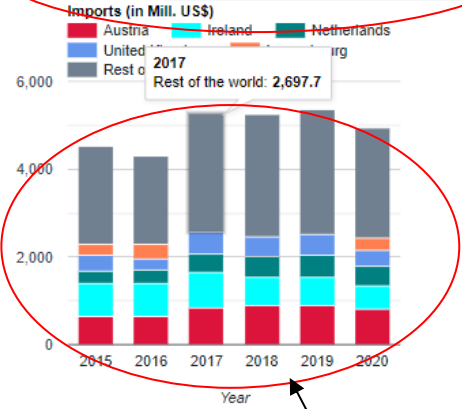
[Tables \(Excel\)](#)

Hide import/export
Hide chart

Chart type: **Column Chart** Stacked



Trade statistics: **Operating leasing services**



The charts reflect the current choice of EBOPS category. Here: 'Operational leasing services'

| Partner | Value (Mill. US\$) | | | % | % | % | % | % | % |
|---------------------------------------|--------------------|-----------|----------|-----|-------|-----|-----|-----|-----|
| | 2018 | 2019 | 2020 | | | | | | |
| Exports | | | | | | | | | |
| Operating leasing services | | | | | | | | | |
| World | 4 734.45 | 3 927.12 | 3 609.34 | 1.2 | 100.0 | ... | -17 | -8 | |
| United Kingdom | 858.55 | 395.18 | 320.96 | 1.2 | 8.9 | ... | -54 | -19 | |
| Spain | 263.73 | 293.30 | 295.83 | 4.0 | 8.2 | ... | -19 | 1 | |
| Netherlands | 257.45 | 277.63 | 278.70 | 1.5 | 7.7 | ... | 8 | 0 | |
| France | 322.40 | 307.86 | 252.43 | 1.1 | 7.0 | ... | -5 | -18 | |
| Switzerland | 249.18 | 236.21 | 246.71 | 0.9 | 6.8 | ... | -5 | 4 | |
| Other business services n.i.e. | | | | | | | | | |
| World | 13 696.71 | 14 075.15 | | | | | | | -14 |
| United States of America | 1 895.43 | 1 824.74 | | | | | | | -16 |
| Switzerland | 979.01 | 1 135.15 | | | | | | | -5 |
| United Kingdom | 1 225.83 | 1 334.41 | | | | | | | -28 |

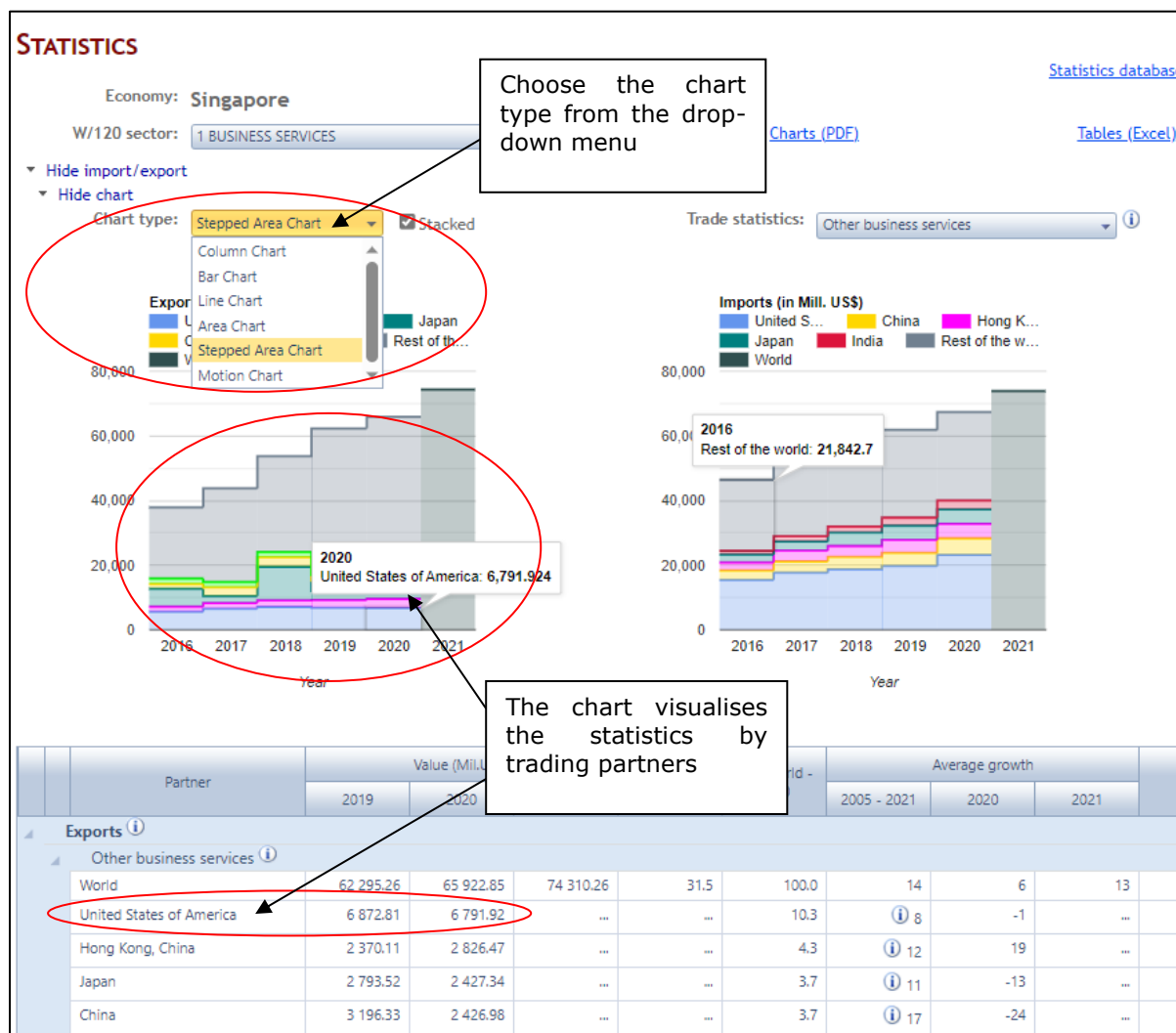
Exports/imports table contains all the EBOPS items corresponding to the W/120 sector chosen

6.2.3 Detailed view of selection results

6.2.3.1 Import/ Export (balance of payments basis)

The data on exports (credits) and imports (debits) of commercial services are broken down into components according to EBOPS which provides a basis for the measurement of trade in services in the conventional sense. For the users' convenience, imports and exports are presented in the form of a chart and a table for each economy and sector or sub-sector.⁹

The chart tool enables the users to choose different chart types and shows import/export by trading partners of the economy (if data are available).



The table Import/Export summarizes the trade statistics on selected EBOPS items for a selected economy with possibility of data disaggregation by trading partners. The following statistics are presented in the table: *export/import values* (in mil. US dollars) for the last three years for which data are available; *'% in total services'* provides data on the share of the service sector in the economy's total trade in commercial services with the partner identified; *'% in world'* shows the share of partners in the reporter's total trade for the given EBOPS service item; finally, *'Average growth'* columns contain data on the average annual growth of the exports/imports over 2005 and growth rates over previous years.

⁹ For more information on data sectoral classifications as well as the detailed explanation of data presentation, please consult the section 'Sectoral Classifications in the Statistical Module'.

6.2.3.2 Foreign Affiliates Statistics (FATS)

The international delivery of a number of services requires certain physical proximity between producers and consumers, which can often only be achieved through a commercial presence abroad, i.e. the establishment of foreign affiliates. The framework of Foreign Affiliates Statistics (FATS) provides for the compilation of a number of indicators on the operations of foreign-controlled enterprises.¹⁰ Data on the operations of both domestic enterprises controlled by foreign investors (inward FATS), and affiliates abroad controlled by residents (outward FATS) are shown.¹¹ The following indicators describe the operations of foreign affiliates: sales (turnover) and/or output, employment, value added, exports and imports of goods and services, and number of enterprises.

The module provides statistics on sales/turnover¹², number of enterprises and number of employees, broken down by primary industrial activity of the affiliates.¹³ The activity classification for FATS variables is based either on the International Standard Industrial Classification of All Economic Activities, Revision 3 or 4 (ISIC Rev.3 or 4).¹⁴

¹⁰ Foreign-controlled enterprise is defined as the one where a foreign investor (associated group of investors acting in concert is considered as a single investor) owns more than 50 % of voting power. FATS reflect all operations of the affiliates concerned rather than being prorated according to the controlling share of the foreign parent firms.

¹¹ More information on FATS can be found here:
<http://unstats.un.org/unsd/tradeserv/TFSITS/manual.htm>

¹² Although output would be a preferred measure, the module provides statistics on sales/turnover as data on foreign affiliates' output are available only for a small number of economies. In the few cases where no data on sales/turnover are available, data on output are shown. Information icons provide relevant notes for such cases.

¹³ Some economies publish data on products of their foreign affiliates but for the sake of cross-country comparability the statistical module still presents FATS by primary industrial activity.

¹⁴ Section 'Sectoral Classifications in the Statistical Module' of this user guide provides a more detailed discussion of the classifications used, including ISIC.

STATISTICS

[Statistics database](#)

Economy: **Czech Republic**

W/120 sector: **1 BUSINESS SERVICES**

Export results: [Charts \(PDF\)](#)

[Tables \(Excel\)](#)

► Show import/export

▼ Hide Foreign Affiliates Statistics (FATS)

| Indicator | Value | | | % in total services - 2019 | Average growth | | |
|--|--------|--------|--------|----------------------------|----------------|------|------|
| | 2017 | 2018 | 2019 | | 2005 - 2019 | 2018 | 2019 |
| Administrative and support activities | | | | | | | |
| FATS inward | | | | | | | |
| Sales / Turnover (Mil. US\$) | 3 968 | 4 555 | 4 709 | 8.3 | ... | 15 | 3 |
| No. of enterprises | 663 | 792 | 931 | 6.9 | ... | 19 | 18 |
| No. of employees | 76 530 | 75 053 | 73 822 | 14.9 | ... | -2 | -2 |
| FATS outward | | | | | | | |
| Sales / Turnover (Mil. US\$) | 83 | 54 | 231 | 5.4 | ... | -34 | 325 |
| No. of enterprises | 4 | 9 | 12 | 3.0 | ... | 125 | 33 |
| No. of employees | 985 | 575 | 783 | 3.7 | ... | -42 | 36 |
| Information and Communication | | | | | | | |
| FATS inward | | | | | | | |
| Sales / Turnover (Mil. US\$) | 7 494 | 8 651 | 9 152 | 16.1 | ... | 15 | 6 |
| No. of enterprises | 769 | 908 | 982 | 7.3 | ... | 18 | 8 |
| No. of employees | 48 268 | 50 660 | 55 311 | 11.2 | ... | 5 | 9 |
| FATS outward | | | | | | | |
| Sales / Turnover (Mil. US\$) | 139 | 527 | 594 | 14.0 | ... | 279 | 13 |
| No. of enterprises | 16 | 28 | 31 | 7.8 | ... | 75 | 11 |
| No. of employees | 2 399 | 3 309 | 2 961 | 13.9 | ... | 38 | -11 |
| Professional, scientific and technical activities | | | | | | | |
| FATS inward | | | | | | | |
| Sales / Turnover (Mil. US\$) | 5 912 | 7 203 | 7 003 | 12.3 | ... | 22 | -3 |
| No. of enterprises | 1 825 | 2 555 | 2 464 | 18.2 | ... | 40 | -4 |
| No. of employees | 42 019 | 44 574 | 44 894 | 9.1 | ... | 6 | 1 |
| FATS outward | | | | | | | |
| Sales / Turnover (Mil. US\$) | 716 | 827 | 1 702 | 40.0 | ... | 15 | 106 |
| No. of enterprises | 26 | 37 | 47 | 11.9 | ... | 42 | 27 |
| No. of employees | 3 882 | 4 128 | 5 895 | 27.6 | ... | 6 | 43 |

FATS table for Czech Republic, W/120 sector 'Business services' is presented above.

When analysing FATS data broken down by activity, one needs to keep in mind that these statistics might give an approximation, but not a precise measure, of the activity itself. It is caused by the fact that FATS include all the enterprises undertaking a selected activity, even those for which this activity is secondary. For example, the statistics of a firm specializing in financial services and providing legal services as its secondary activity will be included in FATS for financial intermediation services.

6.2.3.3 Other Indicators

6.2.3.3.1 Foreign Direct Investment (FDI) Statistics

FDI statistics are concerned with international economic relations¹⁵ between direct investors and the enterprises which receive the investment (the direct investment enterprises).¹⁶ They measure financial transactions between them, and related income and investment position. FDI statistics are considered as an important supplementary set of indicators to FATS variables. The population of firms covered by FDI is bigger than that of FATS as the former covers all relationships where a direct investor controls more than 10% of the voting power in a direct investment enterprise (i.e. influence), whereas the latter only covers those which are controlled by more than 50% (i.e. control). FDI statistics are distinguished between *outward* and *inward FDI*.

FDI data can also be presented in terms of positions and transactions. *FDI financial transactions* refer to those cross-border transactions which qualify as direct investments recorded during the reference period (year, quarter, or month). Negative values in transactions may indicate disinvestment in assets or discharges of liabilities. *FDI positions* represent the value of the stock of FDI held at the end of the year.

The module provides FDI data on the basis of the economic activity of the direct investment enterprise according to the International Standard Industrial Classification of All Economic Activities, Revision 3 or 4 (ISIC Rev.3 or 4).¹⁷ Below is an example of the FDI statistics table for Mauritius, for the W/120 sector 'Tourism and Travel Related Services' (in this example corresponding to ISIC Rev.4 category 'Accommodation and food services'):

| Hide Foreign Direct Investment (FDI) | | | | | | | | |
|--|------------------|------|------|----------------------------|----------------|------|------|--|
| Indicator | Value (Mil.US\$) | | | % in total services - 2010 | Average growth | | | |
| | 2008 | 2009 | 2010 | | 2005 - 2010 | 2009 | 2010 | |
| Accommodation and food services | | | | | | | | |
| FDI outward | | | | | | | | |
| Financial transactions | 32 | 23 | 33 | ... | 0 | -28 | 41 | |
| FDI inward | | | | | | | | |
| Financial transactions | 47 | 60 | 27 | ... | 28 | 27 | -55 | |

6.2.3.3.2 Value Added and Employment

Value added and employment indicators are important statistics reflecting economic activity in particular industries or sectors.¹⁸

The module provides value added and employment statistics on the basis of the economic activity in accordance with the International Standard Industrial Classification of All Economic Activities, Revision 3 or 4 (ISIC Rev.3 or 4).¹⁹ Here is an example of the table 'Value Added and Employment' for Chile, W/120 sector 'Financial Services' (in this example corresponding to ISIC, Rev.3 category 'Financial Intermediation'):

| Hide value added & employment | | | | | | | |
|---------------------------------|-------|--------|--------|----------------------------|----------------|------|------|
| Indicator | Value | | | % in total services - 2011 | Average growth | | |
| | 2009 | 2010 | 2011 | | 2005 - 2011 | 2010 | 2011 |
| Financial Intermediation | | | | | | | |
| Value added (mill. US\$) | 9 072 | 10 129 | 10 440 | 8.7 | 10 | 12 | 3 |
| Employment (thousands) | ... | 128 | 123 | 2.7 | ... | ... | -4 |

¹⁵ For statistical purposes, FDI relationships are defined by the ownership of at least 10% of a foreign enterprise's voting power.

¹⁶ More information on FDI can be found here:

<http://unstats.un.org/unsd/tradeserv/TFSITS/manual.htm>

¹⁷ The section 'Sectoral Classifications in the Statistical Module' of this user guide provides a more detailed discussion of the classifications used, including ISIC.

¹⁸ Value added is the value of output less the value of intermediate consumption. (OECD Glossary of Statistical Terms: [National income - Value added by activity - OECD Data](#))

¹⁹ The section 'Sectoral Classifications in the Statistical Module' of this user guide provides a more detailed discussion of the classifications used, including ISIC.

6.2.4 Additional functions

6.2.4.1 Export to Excel

Statistical tables from the search results page can be exported to Excel by clicking on the relevant icon on the right-hand side of the page.

The screenshot shows the 'STATISTICS' interface with the following elements:

- Logos for World Trade Organization and The World Bank.
- Navigation tabs: Home, GATS, RTA Commitments, Services Trade Policy Database, **Statistics**, User Guide.
- Filters: Economies: All Economies, Sectors: All Sectors.
- Section: **STATISTICS**
- Dropdowns: Economy: Albania, W/120 sector: 1 BUSINESS SERVICES.
- Options: Hide import/export, Hide chart, Chart type: Column Chart, Stacked (checked).
- Trade statistics: Other business services.
- Links: Statistics database, Tables (Excel) (circled in red).
- Callout box: Export to an Excel file (pointing to Tables (Excel)).

The data will be exported to an Excel file containing the different groups of statistics on separate sheets:

| | | | 2010 | 2011 | 2012% in total services - 2011 |
|----|---|-------------------------|---------|------------------|--------------------------------|
| 2 | Flow | Category | Partner | Value (Mil.US\$) | |
| 3 | Exports | Computer services | World | 4.68 | 8.66 |
| 4 | Exports | Other business services | World | 191.70 | 189.85 |
| 5 | Imports | Computer services | World | 7.46 | 16.01 |
| 6 | Imports | Other business services | World | 104.32 | 48.19 |
| 9 | 1 - Comprises hardware and software related services and data processing services. | | | | |
| 10 | 2 - Comprises trade-related services, operational leasing (rentals), and miscellaneous business, professional and technical services such as legal, accounting, management consu... | | | | |
| 11 | | | | | |
| 12 | | | | | |
| 13 | | | | | |
| 14 | | | | | |

6.2.4.2 Information icons

The module contains a number of footnotes presented in the form of information icons. They provide the users with additional information regarding definitions of indicators, sector classification used, data range (year coverage) and availability, as well as relevant precisions.

The screenshot shows the 'STATISTICS' interface with the following elements:

- Logos for World Trade Organization and The World Bank.
- Navigation tabs: Home, GATS, RTA Commitments, Services Trade Policy Database, Statistics, User Guide.
- Filters: Economies: United States of America, W/120 sector: 1 BUSINESS SERVICES.
- Options: Hide import/export, Hide chart, Chart type: Column Chart.
- Trade statistics: Exports (in Mill. US\$).
- Legend: Ireland, Singapore, United Kingdom, India, Canada.
- Links: Statistics database, Tables (Excel) (circled in red).
- Callout box: Definition of trade statistics category (pointing to the information icon).
- Information icon (i) next to Tables (Excel) link.

| Partner | Value (Mil.US\$) | | | % in total services - 2012 | % in world - 2012 |
|-------------------------|------------------|-------|-------|----------------------------|-------------------|
| | 2010 | 2011 | 2012 | | |
| Exports | | | | | |
| Other business services | | | | | |
| World | | | | | |
| Computer services | | | | | |
| World | | | | 0.6 | 100.0 |
| Imports | | | | | |
| Other business services | | | | | |
| World | 104.32 | 48.19 | 43.17 | 2.3 | 100.0 |

Definition of trade statistics category

Comprises trade-related services, operational leasing (rentals), and miscellaneous business, professional and technical services such as legal, accounting, management consulting, public relations services, advertising, market research and public opinion polling, research and development services, architectural, engineering, and other technical services agricultural, mining and on-site processing.

Hide value added & employment

| Indicator | Value | | | % in total services - 2011 | Average growth | | |
|---|-------|------|------|----------------------------|----------------|------|------|
| | 2009 | 2010 | 2011 | | 2005 - 2011 | 2010 | 2011 |
| Real estate, renting and business activities | | | | | | | |
| Value added (mill. US\$) | 1 006 | | | 18.6 | 10 | 6 | ... |
| TOTAL SERVICES | | | | | | | |
| Employment (thousands) | 279 | | | 100.0 | 2 | 3 | 3 |

Info on year coverage

Refers to the average annual change for 2005-2010.